



PICKERINGTON

ESTABLISHED 1815

City of  
Pickerington, Ohio

**Comprehensive Annual  
Financial Report  
For The Year Ended December 31, 2006**

# City of Pickerington, Ohio

*Issued by  
Department of Finance  
Linda A. Fersch, Director*

**Comprehensive Annual  
Financial Report  
For The Year Ended December 31, 2006**

# Introductory Section

**City of Pickerington, Ohio**  
**Comprehensive Annual Financial Report**  
**For the Year Ended December 31, 2006**  
**Table of Contents**

	<u>Page</u>
<b>I. <u>Introductory Section</u></b>	
Table of Contents .....	i
Transmittal Letter .....	v
City Officials .....	xviii
Organizational Chart .....	xix
Certificate of Achievement for Excellence in Financial Reporting .....	xx
 <b>II. <u>Financial Section</u></b>	
Independent Auditors' Report .....	1
Management's Discussion and Analysis .....	3
Basic Financial Statements	
Government - Wide Financial Statements:	
Statement of Net Assets .....	15
Statement of Activities .....	16
Fund Financial Statements:	
Balance Sheet - Governmental Funds .....	18
Reconciliation of Total Governmental Fund Balances to Net Assets of Governmental Activities .....	19
Statement of Revenues, Expenditures, and Changes in Fund Balances - Governmental Funds .....	20
Reconciliation of the Statement of Revenues, Expenditures, and Changes in Fund Balances of Governmental Funds to the Statement of Activities .....	21
Statements of Revenues, Expenditures, and Changes in Fund Balances - Budget (Non-GAAP Basis) and Actual	
General Fund .....	22
Police Fund .....	23
Statement of Fund Net Assets - Proprietary Funds .....	24
Statement of Revenues, Expenses, and Changes in Fund Net Assets - Proprietary Funds .....	25
Statement of Cash Flows - Proprietary Funds .....	26
Statement of Fiduciary Assets and Liabilities - Agency Fund .....	28
Notes to the Basic Financial Statements .....	29

(continued)

**City of Pickerington, Ohio**  
**Comprehensive Annual Financial Report**  
**For the Year Ended December 31, 2006**  
**Table of Contents (Continued)**

	<u>Page</u>
Combining Statements and Individual Fund Schedules:	
General Fund:	
Fund Description.....	68
Schedule of Revenues, Expenditures, and Changes in Fund Balances – Budget (Non-GAAP Basis) and Actual.....	69
Nonmajor Governmental Funds:	
Fund Descriptions .....	75
Combining Balance Sheet - Nonmajor Governmental Funds .....	76
Combining Statement of Revenues, Expenditures, and Changes in Fund Balances - Nonmajor Governmental Funds .....	77
Special Revenue Funds:	
Fund Descriptions .....	78
Major Special Revenue Fund:	
Schedule of Revenues, Expenditures, and Changes in Fund Balances – Budget (Non-GAAP Basis) and Actual – Police Fund.....	79
Nonmajor Special Revenue Funds:	
Combining Balance Sheet - Nonmajor Special Revenue Funds.....	80
Combining Statement of Revenues, Expenditures, and Changes in Fund Balances - Nonmajor Special Revenue Funds .....	82
Schedules of Revenues, Expenditures, and Changes in Fund Balances – Budget (Non-GAAP Basis) and Actual – Individual Nonmajor Special Revenue Funds:	
Street Fund.....	84
State Highway Fund.....	85
Parks and Recreation Fund.....	86
Computer Fund .....	87
Operation of a Motor Vehicle Under the Influence Enforcement and Education Fund .	88
Law Enforcement Seizure Fund.....	89
Mandatory Drug Enforcement Fund .....	90
Immobilization Fund.....	91
Urban Forestry Fund .....	92
Community Development Block Grant Revolving Loan Fund.....	93
Debt Service Funds:	
Fund Descriptions .....	94

(continued)

**City of Pickerington, Ohio**  
**Comprehensive Annual Financial Report**  
**For the Year Ended December 31, 2006**  
**Table of Contents (Continued)**

	<u>Page</u>
Major Debt Service Fund:	
Schedule of Revenues, Expenditures, and Changes in Fund Balances – Budget (Non-GAAP Basis) and Actual – Debt Service Fund .....	95
Nonmajor Debt Service Funds:	
Schedules of Revenues, Expenditures, and Changes in Fund Balances – Budget (Non-GAAP Basis) and Actual – Individual Nonmajor Debt Service Funds:	
Water Debt Service Fund .....	96
Sewer Debt Service Fund .....	97
Capital Projects Funds:	
Fund Descriptions .....	98
Major Capital Projects Fund:	
Schedule of Revenues, Expenditures, and Changes in Fund Balances – Budget (Non-GAAP Basis) and Actual – Tax Increment Financing Agreement Windmill/ Diley Construction Fund .....	100
Schedule of Revenues, Expenditures, and Changes in Fund Balances – Budget (Non-GAAP Basis) and Actual – Diley Road Improvement Fund .....	101
Nonmajor Capital Projects Funds:	
Combining Balance Sheet – Nonmajor Capital Projects Funds .....	102
Combining Statement of Revenues, Expenditures, and Changes in Fund Balances - Nonmajor Capital Projects Funds .....	105
Schedules of Revenues, Expenditures, and Changes in Fund Balances – Budget (Non-GAAP Basis) and Actual – Individual Nonmajor Capital Projects Funds:	
State Route 256 Highway Fund .....	109
Tax Increment Financing Agreement State Route 256/204 Construction Fund .....	110
Street Construction Fund .....	111
Street Impact Fee Fund .....	112
Park Capital Improvement Fund .....	113
Community Development Block Grant Fund .....	114
Police Impact Fee Fund .....	115
Tax Increment Financing Agreement Cycle Way Construction Fund .....	116
Tax Increment Financing Agreement Cover Construction Fund .....	117
Street Improvement Trust Fund .....	118
Sidewalk Improvement Trust Fund .....	119
Municipal Building Fund .....	120
Park Impact Fee Fund .....	121
Municipal Facility Impact Fee Fund .....	122
Enterprise Funds:	
Fund Descriptions .....	123

(continued)

**City of Pickerington, Ohio**  
**Comprehensive Annual Financial Report**  
**For the Year Ended December 31, 2006**  
**Table of Contents (Continued)**

Page

Schedules of Revenues, Expenditures, and Changes in Fund Equity – Budget  
(Non-GAAP Basis) and Actual – Individual Enterprise Funds:

Water Fund.....	124
Sewer Fund .....	125
Stormwater Fund.....	126

Internal Service Fund:

Fund Description.....	127
Schedule of Revenues, Expenditures, and Changes in Fund Equity – Budget (Non-GAAP Basis) and Actual – Fleet Maintenance Fund .....	128

Agency Fund:

Fund Description.....	129
Statement of Changes in Assets and Liabilities – Agency Fund.....	130

**III. Statistical Section**

Statistical Section Description .....	S1
Net Assets by Component – Last Three Years .....	S3
Changes in Net Assets - Last Three Years.....	S4
Program Revenues by Function/ Program - Last Three Years.....	S7
Fund Balances, Governmental Funds - Last Ten Years.....	S8
Changes in Fund Balances, Governmental Funds - Last Ten Years .....	S10
Income Tax Revenue Base and Collections - Last Ten Years .....	S13
Assessed and Estimated Actual Value of Taxable Property – Last Ten Years .....	S14
Property Tax Rates, Direct and Overlapping Governments - Last Ten Years .....	S16
Principal Taxpayers – Real Estate Tax – Years 2006 and 1997 .....	S19
Principal Taxpayers – Tangible Personal Property Tax – Years 2006 and 1998 .....	S20
Principal Taxpayers – Public Utilities Tax – Years 2006 and 1997.....	S21
Property Tax Levies and Collections – Real, Public Utility and Tangible Personal Property – Last Ten Years.....	S22
Ratio of Outstanding Debt to Total Personal Income and Debt Per Capita - Last Ten Years .....	S24
Ratio of General Obligation Bonded Debt to Estimated Actual Value and Per Capita – Last Ten Years.....	S26
Computation of Direct and Overlapping Governmental Activities Debt.....	S27
Legal Debt Margin – Last Ten Years .....	S28
Demographic and Economic Statistics – Last Ten Years .....	S30
Principal Employers – Years 2006 and 2000.....	S33
Full-Time Equivalent City Government Employees by Function/ Program – Last Ten Years .....	S34
Operating Indicators by Function/ Program – Last Ten Years .....	S36
Capital Assets Statistics by Function/ Program – Last Ten Years .....	S40



June 26, 2007

To the Honorable Mayor David Shaver and Members of City Council,  
And Citizens of the City of Pickerington:

The Comprehensive Annual Financial Report (CAFR) of the City of Pickerington, Ohio (City), for the year ended December 31, 2006 is submitted herewith. The report has a complete set of financial statements presented in conformity with generally accepted accounting principles (GAAP) and audited in accordance with generally accepted auditing standards.

### **Contents of the Report**

This report is prepared in accordance with accounting principles generally accepted in the United States of America (GAAP) and in conformance with standards of financial reporting in the United States of America as established by the Governmental Accounting Standards Board (GASB) using guidelines as recommended by the Government Finance Officers Association of the United States and Canada (GFOA).

The City's Finance Department is responsible for management's representations concerning the finances of the City. Consequently management assumes full responsibility for the accuracy of the data presented and the completeness and fairness of the presentation. To provide a reasonable basis for making these representations, management of the City of has implemented a comprehensive internal control structure, which meets the objectives of management.

In developing and revising the City's accounting and reporting control systems, consideration is given to the adequacy of internal controls to provide reasonable but not absolute assurance regarding:

- The safeguarding of assets from loss, theft or misuse, and
- Reliability of financial records for preparing the City's financial statements in conformity with GAAP and maintaining accountability for assets.

The concept of reasonable assurance recognizes that:

- The cost of a control should not exceed the benefits likely to be derived, and
- The evaluation of costs and benefits requires estimates and judgments by management.

Progress and Tradition in our Community  
100 Lockville Road • Pickerington, Ohio 43147 • (614) 837-3974 • Fax (614) 833-2201  
[www.pickerington.net](http://www.pickerington.net)

As management, we believe the data presented is accurate in all material aspects and that all disclosures necessary to enable the reader to acquire the maximum understanding of the City's financial activity have been included.

Members of City Council have oversight responsibilities for the selection of the accountant responsible for the GAAP conversion, and meet with Wilson, Shannon and Snow, Inc. to review the audit results when necessary. The Local Government Services section of the Auditor of State's Office assists the City with the preparation of the CAFR. The City Council also has the oversight responsibility over significant financial matters of the City. Our independent auditors, Wilson, Shannon and Snow, Inc., have audited the City's financial statements. The audit involved examining, on a test basis, evidence supporting amounts and disclosures in the financial statements; assessing the accounting principles used and significant estimates made by management; and evaluating the overall financial statement presentation. Wilson, Shannon and Snow, Inc. concluded based upon the audit that there was a reasonable basis for rendering an unqualified opinion that the City's financial statements for the year ended December 31, 2006, are fairly presented in conformity with GAAP. The Independent Auditors' Report is presented as the first component of the financial section of this report.

GAAP require that management provide a narrative introduction, overview, and analysis to accompany the basic financial statements in the form of Management's Discussion and Analysis (MD&A). This letter of transmittal is designed to complement the MD&A and should be read in conjunction with it. The City's MD&A can be found immediately following the Independent Auditors' Report.

### **Profile of the City**

The first settlers in the attractive, growing community that is now Pickerington, arrived in the area in 1808. In 1815, Abraham Pickering laid out the original plat of old Pickerington. One hundred fifty years later relatively few people lived in the area, and Pickerington slumbered as an agricultural and dairy community, seemingly distant from the county seat, Lancaster, and the state capital, Columbus.

The growth and prosperity since 1965 have forever changed Pickerington from an old country village to a major city in northwest Fairfield County. Equidistant between Lancaster and Columbus, today Pickerington is both a Columbus suburban community and a transition zone leading to agricultural and open spaces to the east and southeast.

The City's population as estimated by the Mid Ohio Regional Planning Commission (MORPC) for 2006 was 13,573. The unincorporated Violet Township estimated population (excluding Pickerington and Columbus) was 18,600. As a result of reaching an official population of over 5,000 persons, Pickerington was certified as a city by the Ohio Secretary of State in 1991. Pickerington is the second city in Fairfield County and is second in size only to Lancaster.

### **Reporting Entity and Services Provided**

The City's reporting entity is comprised of the primary government and other organizations which are included to ensure that the financial statements are not misleading. The reporting entity has been defined in accordance with the principles established by the Governmental Accounting Standards Board (GASB) in Statement No. 14, "The Financial Reporting Entity" and in GASB Statement No. 39, "Determining Whether Certain Organizations are Component Units".

Component units are legally separate organizations for which the City is financially accountable. The City is financially accountable for an organization if the City appoints a voting majority of the organization's governing board and (1) the City is able to significantly influence the programs or services performed or provided by the organization; or (2) the City is legally entitled to or can otherwise access the organization's resources; the City is legally obligated or has otherwise assumed the responsibility to finance the deficits of, or provide financial support to, the organization; or the City is obligated for the debt of the organization. Component units also include organizations that are fiscally dependent on the City in that the City approves the budget, the issuance of debt or the levying of taxes. No potential component units met these criteria.

The following potential component units have been excluded from the City's financial statements because the City is not financially accountable for them nor are the entities fiscally dependent on the City:

- Pickerington Local School District
- Pickerington Public Library
- Pickerington Senior Citizens Center, Inc.

The City is associated with four jointly governed organizations and three insurance purchasing pools. These organizations are the Fairfield-Hocking Major Crimes Unit, the Fairfield County Regional Planning Commission, the Mid-Ohio Regional Planning Commission (MORPC), the Fairfield County Combined General Health District, the Central Ohio Risk Management Association Inc. (CORMA), the Central Ohio Health Care Consortium, and the Ohio Municipal League Workers' Compensation Group Rating Program.

The Municipal Charter, which was enacted in 1980, became effective January 1, 1981, and was amended in 1990, 2000 and again in 2005. This Charter provides for the Mayor-Council-Manager form of government whereby the legislative powers of the City are vested in a seven member City Council. Three members are elected at large for a four-year term each biennium and the remaining four are elected at large for a four-year term the following biennium. Council appoints the Law Director, Finance Director, City Engineer, and concurs on the Mayor's appointment of the City Manager. Council also makes citizen appointments to several boards and commissions. There are four standing Council Committees that Council appoints: Finance, Rules, Safety and Service. Council sets the compensation guidelines for City officials and employees, and enacts ordinances and resolutions relating to City services, tax levies, appropriations, indebtedness, building permits and licenses and other municipal purposes.

The Mayor is elected by popular vote, performs ceremonial functions, recommends appointment of and acts as supervisor of the City Manager, is presiding officer of Council, is an ex-officio member of all Council Committees, appoints the Clerk of Court, and may veto Council-passed legislation.

The City Manager is the chief administrator of the City appointed by the Mayor with concurrence of Council, and is responsible for the day-to day operations of the municipality and municipal employees and appoints all department heads and hires all employees not appointed by Council.

The Director of Finance is the chief fiscal and accounting officer of the City. The responsibilities of this office include preparation and management of the capital and operating budgets and debt and treasury programs of the City.

In 2006, the law firm of Schottenstein, Zox and Dunn were hired as Law Director for a period of two years. The only outside counsel utilized was for one annexation case which went to the Supreme Court of the State of Ohio.

The City Engineer, W. E. Stilson Consulting Group, a private company, is hired by City Council. In addition other engineering firms have been hired for various capital improvement projects.

The City provides the following services: public safety, operation of water, sewer and stormwater utilities, parks and recreation, and a State Certified building department. Fire Department services are provided by Violet Township, of which the City is a part. Sanitation is awarded on a contract basis every three years. The City also contracts with the Fairfield County Combined General Health District for Health Department services. The City has the power of appointment for one seat on the eleven-member board. The Mayor has appointed the Finance Director to serve in this capacity.

The annual budget serves as the foundation for the City's financial planning and control. The City complies with the requirements of the Ohio Revised Code in the adoption of the budget. Appropriations for the operation of various City departments are established through the passage of an ordinance by City Council. Budgetary control is facilitated through the maintenance of an encumbrance system for requisitions and purchase orders, and through the use of the City's automated financial system. All departments of the City were required to submit requests for appropriation to the Finance Director before October 15. The Finance Director uses these requests as the starting point for developing a proposed budget. The City adopts a 5-year Capital Improvement Budget that aids in the preparation of the budget.

The Finance Director presents the proposed budget for the City Manager's review and approval. The City Manager and the Finance Director then present the proposed budget to the City Council for review 35 days before the end of the current year. Council is required to hold a public hearing on the proposed budget and to adopt the budget by no later than December 31, the close of the City's fiscal year. Failure to do so allows the budget, as presented by the Manager, to become effective.

The appropriated budget is prepared by fund. The legal level of budgetary control is the level passed by Council which is at the fund level for all funds. Any budgetary modifications at this level may only be made by resolution of the City Council. The Finance Director is given the authority to further allocate fund appropriations within all funds. The City Council may pass supplemental appropriations at any time by ordinance. Budget-to-actual comparisons are provided in this report for each individual fund for which an appropriated annual budget has been adopted. The general fund and major special revenue fund are presented as part of the basic financial statements beginning on page 22. For other funds, this comparison is presented in the supplementary section of this report, which starts on page 68.

### **Economic Condition and Outlook**

The City has continued to see an upturn in the pace of nonresidential development that started in 2004, continuing through 2005 and 2006. Thirty-five new businesses committed to locating in the City and sixteen existing businesses committed to expanding or relocating within the City. In 2006, over \$8.177 million dollars was committed to be invested in new construction or renovation of existing buildings in the City, and more than 109,050 square feet of newly constructed space was built.

Giant Eagle supermarket completed construction of an 87,466 square foot retail space in the summer of 2006 along with a Get-Go Gas Station in the Pickerington Square Shopping Center. National City Bank has relocated to a 4,245 square foot new facility next to Giant Eagle. Both Sky Bank and Huntington Bank built new branches within the State Route 256 corridor.

Kroger Supermarket, located in the Windmill Square Shopping Plaza, has completed an 18,180 square foot expansion to add domestic goods in their "Market Place" sales concept. In the same subdivision, a 9,500 square foot Barnyard Primitives Craft Mall, which commenced in 2005, was completed and is currently occupied.

The Shoppes on the Parkway finished construction of a 17,098 square foot building with an estimated value of \$1,600,000. The facility is almost totally rented with a wine store, gourmet cooking facility, dry cleaner, florist, beauty salon and title company.

Phase IV of the Hunters Run Shopping Center was completed with 24,000 square feet of retail space almost entirely occupied. In the same center, Marcus Cinema is proposing an approximate 8,000 square foot expansion to accommodate an "Ultra Screen" with an estimated value of \$1,000,000.

An approximate 7,590 square foot office building with an estimated value of \$643,000 was constructed on lot 6 of the Creek Bend Business Park. A dentist office is one of the tenants.

Equity, Inc., received approval of an approximate 49,000 square foot retail development with two out lots and a 40,000 square foot office development just south of Kohl's Department Store. The City and Equity executed a TIF agreement to extend Stonecreek Drive for this development, which would provide access to approximately 100 acres of vacant land. The construction is underway and is to be completed by the end of 2007. A fitness center, a medical office building, a Max and Erma's Restaurant and a Sonic Drive-In are some of the announced tenants for this project.

An approximate 50,000 square foot retail center named "Diley Towne Center" has been approved for the northwest corner of State Route 256 and the newly realigned Diley Road. The construction is proposed to begin in the summer of 2007.

Fifth Third Bank has completed a 6,400 square foot building with an estimated value of \$1,260,000. The bank is located on an out lot in front of the Kroger's Shopping Center.

Holiday Retirement Corporation is about to commence construction on a 67,287 square foot 86-suite assisted living facility on State Route 256.

Expansion of the Municipal Building began in late 2006 with a 1,500 square feet addition and the reconfiguration of current space to better serve the public. This project was completed in the spring of 2007 with an estimated value of \$250,000.

Violet Township has contracted site-work on an approximate 11,600 square foot service building located at the southeast corner of Center Street and Stemen Road.

Pickerington Health Care will start construction in 2007 on an approximate 8,600 square foot expansion on State Route 256 just south of Courtland Lane.

The annexation of 316 acres on Busey/Amanda Northern Road has been settled and the case is no longer in Court. The City is in negotiations with the landowners regarding the pre-annexation agreements. The City must decide whether to pass an ordinance accepting or rejecting this annexation. Currently the annexation ordinance has been tabled since 8/1/06.

Another annexation of 387 acres on Busey Road has been delayed by the Court of Common Pleas until the “Thornton-Snyder” case is resolved by the Court. The Thornton-Snyder annexation case was remanded by the Supreme Court of Ohio to the Fairfield County Court of Common Pleas for the Court to conduct a hearing and apply the appropriate standard as outlined by the Court. The case has been briefed and a decision is forthcoming.

The City has also continued to maintain a strong presence in the Central Ohio region through its participation in the Route 33 Southeast Growth Alliance, the Mid-Ohio Regional Planning Commission, and the Mid-Ohio Development Exchange to fund a marketing strategy for the area.

The City has also been active in the Pickerington Area Chamber of Commerce, helping to coordinate the fall Taste of Pickerington-Community Showcase event and participating on the Economic Development Committee.

The City is a contributor to the Olde Pickerington Village Business Association. This group promotes the downtown, highlighting local businesses through monthly themed events. The City’s contribution to these events, which promotes tourism to the community, is funded through revenues generated from the three percent hotel/motel tax that the City collects. The City is a sponsor of the Fourth of July festivities and a co-sponsor of the Pickerington Violet Festival, another venue to showcase the community held in late July, which brings an estimated 20,000 visitors into the community.

### **Major Initiatives**

#### **For the year:**

The Planning & Zoning and Engineering Departments prepared a revised Access Management Plan, which Council adopted. These departments along with the Building Department continued to revise and streamline the development review process to create a user-friendly process for developers, residents, and staff. In addition, the City retained a consultant to prepare the Diley Road Corridor Plan and update the Commercial Design Guidelines. These projects should be completed in early 2007. The contract with the Fairfield County Auditor GIS Department was extended. The Planning & Zoning Department collaborated in maintaining and updating the City’s Zoning Map and various other maps. The County’s Accuglobe Data Explorer Computer Program provides current digital mapping and property files of the City

Impact fees for Park, Police and Streets were established by Council and implemented in late 2005. This new source of revenue will assist the City in keeping pace with the growing community by providing funding for capital improvements necessitated by the new residents.

The City expanded the Planning and Zoning Department by hiring a full time Code Enforcement Officer. The addition to the department is indicative of the City’s emphasis on stricter enforcement of property maintenance and zoning codes.

The Planning and Zoning and Building Departments staff committee is currently developing a new set of engineering standards to assist with the development process. In addition, zoning certificates of approval has been transferred from the Building Department to the Planning and Zoning Department.

Commercial expansion during 2006 was valued at \$14,500,000 while residential housing including condos added another \$57,467,091 to the City’s real estate evaluation.

Due to the City's rapid growth and related engineering needs, an on-staff engineer was hired in the spring of 2006 to provide engineering advice to staff and the community on day-to day matters and to assist the City Engineer in the planning and implementation of the City's Capital Improvement projects. Some of the projects initiated were a creation of a Safe Routes to School Committee to enable children to walk or bicycle to school. The Safe Routes to School Committee Plan will be used to apply for federal funding. Also, the City's staff engineer worked with the Violet Township Fire Department to procure traffic preemption devices for traffic lights within the City.

With the area growing rapidly, the Police Department's staff hired one additional patrol officer and one auxiliary officer in 2006. The police staff including the chief, two commanders, twenty-two patrol officers and two auxiliaries are dedicated to protecting and serving the City's residents. The department participated in the "Click It Or Ticket" program and an OMVI program with the Ohio State Highway Patrol. For the Department's participation, they were awarded a new speed-measuring device valued at \$5,000. The Department continued to receive funds as part of a \$300,000 federal grant funding program through Homeland Security for Combating Terrorism. Since 2004, it has provided fourteen personal protection suits for the Cruisers for Weapons of Mass Destruction, Chemical, Biological and Radiological emergencies. The Homeland Security grants also completed the department's interoperability project in communications with surrounding departments such as Fairfield County Sheriff's Department and the Lancaster Police Department. Interoperability gives each department the ability to set up their own communications center at any of the above-mentioned departments in the event of a disaster in our community and continue our daily operations from their communications center.

During 2006, over 950 students participated in the Dare Program, which was partially funded from a State Grant in the amount of \$39,442. In the area of training, six self-defense classes for women were conducted in basic defensive tactics.

During 2006, the City's Disaster Plan was updated with emphasis on areas such as Biological and Pathogenic emergencies. All City personnel were trained in NIMS (National Incident Management System) in the event of a man made or natural disaster of any scale.

The Service Department while performing its standard services of leaf pickup, street sweeping, utility infrastructure maintenance, street maintenance, snow removal and mosquito fogging also oversaw several construction projects. This included the installation of a traffic light at Windmill and Refugee Roads and the procurement of right of way for the final phase of the Diley Road widening project, which will begin construction in 2007. An additional .94 miles of streets were constructed in subdivisions during 2006 adding to the 57.29 miles of existing streets.

The Water Plant realized a two percent increase over 2005 in water distribution, with the average daily plant production of 1.360MG. A record was set during 2006 with the highest production in one day of 2.5 MG. There was an additional 4,320 feet of additional mains installed within the other City subdivisions. Of the 4,320 feet a new eight inch water line was installed on Anita and Willard Drives that replaced the older four inch line. This will provide better water flows to the residents in the area. A new well was installed at the Diley Road well field and will be in service late spring of 2007. The City also has signed a contract to have two new softeners and one intermediate pump installed at the water treatment plant.

The sewer treatment plant is reaching its capacity. City staff is in the process of selecting an engineering firm to design the expansion which would be operational by the end of 2008. In addition, there were 26,804 feet of sanitary sewer collectors installed within the City.

During 2006, over 6,071 feet of storm sewer collectors was installed, 600 feet of ditches were improved and 36 catch basins repaired.

For the 13<sup>th</sup> year in a row the City was designated “Tree City USA”. Service workers planted 450 trees and removed 31 trees around the City in 2006. Over half of the work was performed by City staff with a cost savings of 20 percent compared to contractor costs. The Tree Commission, staff and Service Committee tree brochure is accessible on the City’s website. The brochure has tree recommendations for planting within the City and care guidelines for newly planted trees.

The City’s Parks System has grown to include more than 157 acres of passive and active parkland. The City’s largest and most-used park, Sycamore Park provides tennis courts, softball diamonds, picnic shelters, horseshoe courts, fishing, sledding, and jogging/walking. In the lower level of Sycamore Park, an 8,000 square foot skate park facility was designed for beginner through advance skill levels with SkateWave ramps, rails and obstacles. During 2006, the City’s contracted with Edsall and Associates, Landscape Architects and Land Planners to prepare a Comprehensive Parks and Recreation Facilities Master Plan. The purpose of the Plan is to determine how parks and recreation facilities are used, what facilities and programs are missing, and to evaluate the level of parks and recreation services that should be provided by the City for the next five to ten years. The Frisbee golf course in the Simsbury Park area was completed in 2006 and funded partly through a NatureWorks grant administered by the Ohio Department of Natural Resources. The Recreation Department program participation continues to grow with the addition of new activities and events. The Department sponsored special events including the Fourth of July festivities, Friday Night Flicks, Summer Concert series, Little Tots “Trick or Treat, and Teen & Tween Swim Nights. For some events in 2006, the Parks and Recreation Department partnered with various community organizations to encourage larger participation. The Department coordinates a diverse, year-round recreation program from preschool activities to youth and adult programs including co-ed sports leagues.

The Division of Building and Regulations, which includes a Construction Inspection Division, has three full-time inspectors. The Department issued 511 building permits that consisted of 226 single-family residential units, 8 multi-family units and 142 new commercial units, and 135 miscellaneous permits for decks, room additions and garages, collecting \$2,649,022 in total permit fees. The Construction Inspection Division also inspects the various capital improvement projects of the City instead of hiring a private firm.

The Building Department has enhanced its records management system by utilizing Franklin Systems software, which can be utilized in the future for code enforcement purposes. In the spring of 2006, through a collaboration of the City’s finance software company, CMI and Franklin Systems, an interface between the two systems was achieved that allows for posting of all receipts from the building department to the accounting system, thus eliminating duplication of work and streamlining the posting process.

The Finance Department continued to receive a positive return from income tax and personal property tax due to the growth in the area. In 2006 income tax increased 10.3 percent over 2005. Hiring of an outside consultant as a financial advisor enabled the City to work towards consolidating its current note debt for a future restructuring into long-term bonds. The City obtained a credit rating for the first time in 2004 with Moody's Financial Corporation, which rated the City an "A-2" for bond issues and an "MIG 1" for notes. This rating was maintained in 2005 and in 2006 the overall rating of the City was upgraded to "A-1" status. The City continues to utilize the no service charge Visa/MasterCard collection program through a renewed banking contract and has expanded it to include Mayor's Court ticket payments as well. Also, the no-charge daily courier service offered by the bank for picking up deposits, has saved employee time as well as providing safety. This year will mark the fourteenth year of filing financial statements according to the Generally Accepted Accounting Principles (GAAP) and the second year that the City has submitted a Comprehensive Annual Financial Report (CAFR) to the Government Finance Officers Association for their Certificate of Achievement Program.

### **For the Future:**

The City is undertaking a major road improvement project to widen Diley Road from a two-lane to a five-lane profile. This major connector between State Route 256 and State Route 33 will open a corridor to promote more development of office and retail uses along the northern and southern portions of Diley Road. This project is being completed in phases, with the first, second, and third phases complete at December 31, 2006, and the final phase starting in 2007 and being partially financed with approximately an \$11,000,000 federal highway grant. The final phase is estimated to be complete at December 31, 2009.

There are some major capital improvements occurring in the utilities area. The City is in the process of hiring an engineering firm to design the 3.2 MG sewer treatment plant expansion. URS Corporation is currently working on the design for the future one million gallon water tower. In addition, a contract has been awarded for the emergency water main connection to the Fairfield County water system with construction to begin at the end of 2007.

As a result of an Impact Fee Study conducted by Tischler & Associates of Bethesda, Maryland, the City is currently collecting impact fee charges to assist in the costs related to street, police, parks and recreation and governmental facilities in order to accommodate future commercial and residential growth. The first fees were collected in December of 2005. As of December 31, 2006, \$922,709 has been collected from construction of commercial and residential properties. A Growth Management Strategy and Assessment Plan were prepared as a part of the Impact Fee Study in order to guide the City in making future development decisions.

During 2006, the City Council adopted Residential Building Design Standards to protect and preserve the established community character and promote positive neighborhood appearance. The guidelines were a growth management strategy in the immediate term. In 2006, McBride Dale Clarion was retained to prepare a Diley Road Corridor Plan and update the Commercial Design Guidelines, which should be complete by late summer 2007. These plans were identified in the growth management strategy to be completed in the short term.

The City is facing the same residential development slow down that has affected the Central Ohio area and most parts of the country. Through mid May of 2007, 53 new home permits were issued in comparison to 118 new home permits issued during the same period in 2006. In total, 234 new home permits were issued during 2006. As of December 2006, there were 1,869 vacant platted lots for single family homes and 276 condo units available to be built in the City. It is estimated that there are 1,200 acres of vacant residential land and 375 acres of vacant commercial land available for development. Despite the slow down in residential development, commercial enterprise area development is proceeding at a fast pace. The following projects are commencing in 2007:

Development	Square Feet	Value
Diley Road Towne Center	65,000	\$13,000,000
Marcus Theatre Ultra Screen Expansion	7,945	1,000,000
Old Navy and Men's Warehouse Retail Stores	30,000	6,000,000
Offices at StoneCreek	16,000	3,200,000
Life Style Fitness and Retain Center Shops	49,000	10,000,000
My Girlfriend's Kitchen	400	5,000
Sonic Drive-In	3,400	1,100,000
Max n' Erma's Restaurant	5,000	10,000,000
Windmill Square Office Buildings (2)	17,411	1,700,000
Shoppes at Yarmouth	38,100	7,200,000
Volunteer Energy Office Building (natural gas wholesaler)	5,000	1,000,000
Luse Office Building	5,196	1,100,000
Pickerington Assisted Living Center	67,287	13,200,000
Exxon Redevelopment Retail/ Restaurant	20,000	2,100,000
Zane Property Commercial Retail/ Restaurant	10,000	1,700,000
Gold's Gym and Retail	77,450	7,745,000
Walgreen's	14,820	1,482,000

In addition, Holiday Inn will be adding twelve additional rooms at a value of \$350,000, Orthopedic Laser Tech will be constructing a 2,200 square foot expansion at a value of \$175,000, and Pickerington Health Care Capital Cardiology and Nordstar Audiology will be adding 8,600 square feet to their existing facility at a cost of \$170,000. Dr. Lisk's dental facility is being renovated at the value of \$200,000. Violet Township is planning to construct a 12,000 square foot service facility in the City limits and the Pickerington Local School District will be constructing an elementary school in Sycamore Creek subdivision. At December 31, 2006 the total value of pending commercial projects is estimated at \$72,877,000.

A roadway connecting several shopping areas with State Route 256 is being financed and built by developers utilizing a non-school 30-year Tax Increment Financing program. The cost of the project will be reimbursed to the developer as funds are collected. This is in keeping with the restrictions established by the City's newly adopted Debt Policy.

The City has begun to step forward in the area of technology. During the spring of 2007, utility customers will be able to view their utility accounts on line and also pay by credit card. Customers will also be given the option to have their bank accounts debited for their monthly billings.

During 2006, the City's newly created citizen task force committee, Utility Fees Review Committee, recommended a 13 percent increase in water rates and 19 percent increase in sewer rates for 5 years in order to allow the two systems to be self-sufficient which will enable the refinancing of current debt from notes to bonds for substantial interest savings. The committee will continue to meet in 2007 to evaluate the costs of operation and the utility rate structure of the stormwater utility. The Utility Fees Review Committee, along with the existing Planning and Zoning Commission, Board of Zoning Appeals, Parks Board, Tax Appeals and Tree Commission, and appointed citizens, will give residents a chance for input and involvement in the various aspects of city government.

The City, Violet Township, Bloom Township, Canal Winchester and Lancaster have joined into a memorandum of understanding to be able to take advantage of possible future economic growth opportunities along the Route 33 Corridor. The overall plan is for the five entities to develop a single Master Economic Agreement that will be the guiding document to use for each joint economic development district. This will allow the City to take advantage of economic growth outside its boundaries and also will benefit the taxpayers and the school district.

### **Long-term Financial Planning**

The City's Debt Policy, adopted in 2005, has provided a tool for the City to better manage the issuance of debt and to secure support services for debt issuance and further sets guidelines for selecting professional service vendors on a competitive basis. The first phase of this planning was the consolidation of the City's outstanding notes issued for a common maturity date, which was accomplished in the spring of 2006. For the first time, the City advertised a note sale over the internet through I-Deal which offered a more wide range market. In 2006, the City maintained the MG1 note issue rating, the highest rate for bond anticipation notes. The overall credit rating of the City was raised from A-2 to A-1 in the spring of 2006. The immediate goal will be converting the utility system note issues into long-term revenue bonds, which should be feasible in 2008 or 2009. This will allow for additional debt capacity for street improvement projects.

Each year the City adopts a Five Year Capital Improvement Plan with appropriate updates of pending capital projects by department, year of desired commencement of the project and funding sources, including grants, and developer contributions to projects. This is a work-in-progress and an excellent planning tool for budgeting purposes.

### **Cash Management Policies and Practice**

Cash management is a vital component of the City's overall financial strategy. Cash temporarily idle during the year was invested in U.S. Treasury Notes, certificates of deposit, banker's acceptance notes, pools managed by the State of Ohio and securities issued by governmental agencies, including Federal Home Loan Mortgage Corporation, Federal National Mortgage Association, and Federal Farm Credits. The yields on the portfolio at December 31, 2006, ranged from approximately 5.01 percent to 5.53 percent with the average for the entire portfolio including interest earned on the City's checking account being 5.24 percent, which represents a 30 percent increase in average investment rates over 2005.

Investment income amounted to \$643,018, a 94 percent increase over 2005. With a rising interest rate environment, the policy has been to invest in short term securities to take full advantage of the frequent increase in rates. All deposits are covered by the federal depository insurance or pooled collateral with a market value equal to at least 105 percent of deposits. Interest earnings are allocated to funds based on the requirements of the Ohio Constitution and State statutes and City ordinances.

The City adopted an Investment Policy as per the Ohio Revised Code that sets guidelines and limits the type of investments the City may utilize and reinforces the State ethics code in investing procedures.

### **Risk Management**

In July 2001, the City established membership in the Central Ohio Risk Management Association (CORMA) Self-Insurance pool for property and general liability, automobile liability, boiler and machinery liability, law enforcement liability, and public official's liability coverage. Membership in the Pool, which includes three other cities, enables the City to have more control over claims and still realize any savings from the insurance pool. The City has purchased general and professional liability insurance through CORMA, which for the total group covers up to \$10,000,000 with a \$100,000 deductible. The City also purchases fidelity bond insurance coverage for its employees through CORMA and also has separate bonding requirements for key employees: Mayor, President ProTempore of Council, City Manager, Finance Director, Deputy Finance Director, Tax Department employees, Park Director and Administrative Clerk, Utility Billing Department personnel and Mayor's Court Clerk.

Effective January 1, 2003, the City established membership in the Central Ohio Health Care Consortium (COHCC) Self-Insurance pool for health coverage for City employees which includes major medical and prescription drug. In October 2006, the City gave notice to the COHCC of withdrawal from the self-insurance plan effective December 31, 2006. In January 2007, the City contracted with Medical Mutual of Ohio for medical and prescription drug coverage at a projected estimated annual savings of \$100,000. Employees for the first time will have two plans from which to select, offering them cost savings for their share of the insurance cost. In addition to the medical insurance, the City contracts privately with Delta Dental for dental insurance, Vision Service Plan for vision insurance, and Jefferson Pilot for life insurance.

### **Pension and Other Post-Employment Benefits**

All non-uniformed full-time and part-time (general) City employees participate in a cost sharing multiple employer Ohio Public Employee Retirement System (OPERS). Police officers participate in the Police and Firemen's Disability and Pension fund (PFDPF). The City provides post retirement health care benefits through the City's pension contributions to OPERS and Police and Firemen's Disability and Pension Fund of Ohio (PFDPF).

Additional information on the City's pension arrangements and post-employment benefits can be found in Notes 11 and 12 in the notes to the basic financial statements.

### Awards and Acknowledgements

The Government Finance Officers Association of the United States and Canada (GFOA) awarded a Certificate of Achievement for Excellence in Financial Reporting to the City of Pickerington for its comprehensive annual financial report for the year ended December 31, 2005. In order to be awarded a Certificate of Achievement, a government must publish an easily readable and efficiently organized comprehensive annual financial report. This report must satisfy both generally accepted accounting principles and applicable legal requirements.

A Certificate of Achievement is valid for a period of one year only. We believe that our current comprehensive annual financial report continues to meet the Certificate of Achievement Program's requirements and we are submitting it to the GFOA to determine its eligibility for another certificate.

Tree City USA – The City received its thirteenth Tree City USA Award for the year ended December 31, 2006. This prestigious award recognized the City for its annual program of planting new trees and maintaining and removing old trees.

The preparation of this comprehensive annual report was made possible by the dedicated service of the executive staff and department heads of the City Manager. We would like to express our appreciation to all staff members who have contributed or assisted in its preparation.

Respectfully submitted,



Linda A. Fersch  
Finance Director



Judith Gilleland  
City Manager

**City of Pickerington, Ohio  
List of City Officials  
December 31, 2006**

**City Council**

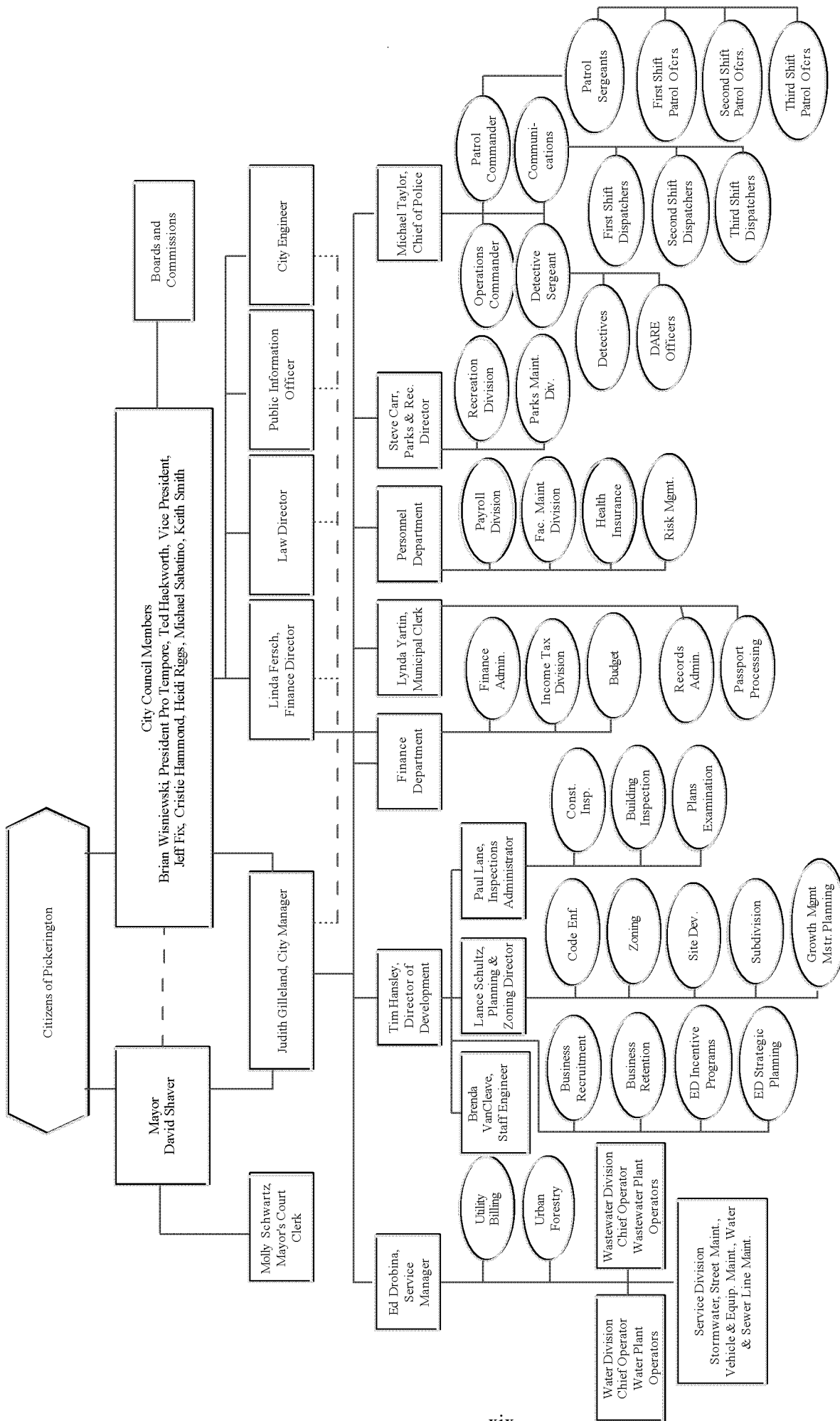
Mayor	David B. Shaver
President Pro Tempore	Brian S. Wisniewski
Vice President Pro Tempore	Ted L. Hackworth
Council Member	Jeffrey M. Fix
Council Member	Cristie A. Hammond
Council Member	Heidi Riggs
Council Member	Michael L. Sabatino
Council Member	R. Keith Smith

**Appointed Officials**

City Manager	Judith A. Gilleland
Law Director	Schottenstein, Zox & Dunn, LPA
Finance Director	Linda A. Fersch
Engineer	W. E. Stilson Consulting Group, LLC

**Executive Staff**

Deputy Finance Director	Christopher P. Schornack
Development Director	Timothy C. Hansley
Income Tax Administrator	Janice M. Eichner
Mayor's Court Clerk	Molly J. Schwartz
Municipal Clerk	Lynda D. Yartin
Parks and Recreation Director	Stephen A. Carr
Interim Personnel Director	Linda A. Fersch
Planning and Zoning Director	Lance A. Schultz
Police Chief	Michael D. Taylor
Service Manager	Edward J. Drobina



# Certificate of Achievement for Excellence in Financial Reporting

Presented to

City of Pickerington  
Ohio

For its Comprehensive Annual  
Financial Report  
for the Fiscal Year Ended  
December 31, 2005

A Certificate of Achievement for Excellence in Financial Reporting is presented by the Government Finance Officers Association of the United States and Canada to government units and public employee retirement systems whose comprehensive annual financial reports (CAFRs) achieve the highest standards in government accounting and financial reporting.



President

Executive Director

# Financial Section



## INDEPENDENT AUDITORS' REPORT

City of Pickerington  
Fairfield County  
100 Lockville Road  
Pickerington, Ohio 43147

To the City Council:

We have audited the accompanying financial statements of the governmental activities, the business-type activities, each major fund, and the aggregate remaining fund information of the City of Pickerington, Fairfield County, Ohio (the City) as of and for the year ended December 31, 2006, which collectively comprise the City's basic financial statements as listed in the table of contents. These financial statements are the responsibility of the City's management. Our responsibility is to express opinions on these financial statements based on our audit.

We conducted our audit in accordance with auditing standards generally accepted in the United States of America and the standards applicable to financial audits contained in *Government Auditing Standards* issued by the Comptroller General of the United States. Those standards require that we plan and perform the audit to obtain reasonable assurance about whether the financial statements are free of material misstatement. An audit includes examining, on a test basis, evidence supporting the amounts and disclosures in the basic financial statements. An audit also includes assessing the accounting principles used and significant estimates made by management, as well as evaluating the overall financial statement presentation. We believe that our audit provides a reasonable basis for our opinions.

In our opinion, the financial statements referred to above present fairly, in all material respects, the respective financial position of the governmental activities, the business-type activities, each major fund, and the aggregate remaining fund information of the City of Pickerington, Fairfield County, as of December 31, 2006, and the respective changes in financial position and cash flows, where applicable, thereof and the respective budgetary comparison for the General and the Police funds for the year then ended in conformity with accounting principles generally accepted in the United States of America.

As disclosed in Note 3, the City implemented Governmental Accounting Standards Board (GASB) Statement No. 44, *Economic Conditions: The Statistical Section* and GASB Statement No. 47, *Accounting for Termination Benefits*. In addition, as disclosed in Note 3 the City restated governmental activities net assets based on the City not receiving intergovernmental revenues and payment in lieu of taxes during 2006. The City also restated capital assets of business-type activities based on prior year errors and omissions.

*Wilson, Shannon & Snow, Inc.*

**CERTIFIED PUBLIC ACCOUNTANTS**  
Ten West Locust Street  
Newark, Ohio 43055  
(740) 345-6611  
1-800-523-6611  
FAX (740) 345-5635

City of Pickerington  
Fairfield County  
Independent Auditors' Report

In accordance with *Government Auditing Standards*, we have also issued our report dated June 26, 2007 on our consideration of the City's internal control over financial reporting and our tests of its compliance with certain provisions of laws, regulations, contracts and grant agreements and other matters. The purpose of that report is to describe the scope of our testing of internal control over financial reporting and compliance and the result of that testing, and not to provide an opinion on the internal control over financial reporting or on compliance. That report is an integral part of an audit performed in accordance with *Government Auditing Standards* and should be considered in assessing the results of our audit.

Management's Discussion and Analysis is not a required part of the basic financial statements, but is supplementary information required by accounting principles generally accepted in the United States of America. We applied certain limited procedures, which consisted principally of inquiries of management regarding the methods of measurement and presentation of the supplementary information. We did not audit the information and express no opinion on it.

Our audit was conducted for the purpose of forming opinions on the financial statements that collectively comprise the City's basic financial statements. The introductory section, combining and individual nonmajor fund financial statements and schedules, and statistical tables are presented for purposes of additional analysis and are not a required part of the basic financial statements. The combining and individual nonmajor fund financial statements and schedules have been subjected to the auditing procedures applied in the audit of the basic financial statements and, in our opinion, is fairly stated in all material respects in relation to the basic financial statements taken as a whole. The introductory and statistical sections have not been subjected to auditing procedures applied in the audit of the basic financial statements and, accordingly, we express no opinion on them.

*Wilson, Shuman & Snow, Inc.*

Newark, Ohio  
June 26, 2007

**City of Pickerington, Ohio**  
*Management's Discussion and Analysis*  
*For the Year Ended December 31, 2006*  
*Unaudited*

---

The discussion and analysis of the City of Pickerington's (the City) financial performance provides an overall review of the City's financial activities for the year ended December 31, 2006. The intent of this discussion and analysis is to look at the City's financial performance as a whole; readers should also review the transmittal letter, the basic financial statements, and the notes to the basic financial statements to enhance their understanding of the City's financial performance.

**Financial Highlights**

Key financial highlights for 2006 are as follows:

- The City's total net assets increased by 4 percent, or \$2,850,229, from the total net assets at the beginning of the year 2006.
- At the end of the current year, the City's governmental activities reported total net assets of \$36,217,076, an increase of \$1,693,668 from the prior year.
- At the end of the current year, unreserved fund balance for the General Fund was \$2,257,696, which represents a 34 percent increase from the prior year, and represents 66 percent of total General Fund expenditures.
- Capital assets increased \$1,509,874. Capital assets from governmental activities increased \$1,064,325 or 2 percent. Capital assets of business-type activities increased \$445,549 or 1 percent.

**Using this Annual Financial Report**

This annual report consists of a series of financial statements and notes to those statements. These statements are organized so the reader can understand the City as a financial whole or as an entire operating entity. The statements then proceed to provide an increasingly detailed look at specific financial activities and conditions.

The Statement of Net Assets and Statement of Activities provide information about the activities of the whole City, presenting both an aggregate view of the City's finances and a longer-term view of those finances. Fund financial statements provide the next level of detail. For governmental funds, these statements tell how services were financed in the short-term as well as what remains for future spending. The fund financial statements look at the City's most significant funds with all other nonmajor funds presented in total in one column.

***Reporting the City as a Whole***

**Statement of Net Assets and Statement of Activities**

While this document contains information about the funds used by the City to provide services to our citizens, the view of the City as a whole looks at all financial transactions and asks the question, "How did we do financially during fiscal year 2006?" The Statement of Net Assets and the Statement of Activities answer this question. These statements include all assets and liabilities using the accrual basis of accounting similar to the accounting used by most private sector companies. This basis of accounting takes into account all of the current year's revenues and expenses regardless of when cash is received or paid.

**City of Pickerington, Ohio**  
*Management's Discussion and Analysis*  
*For the Year Ended December 31, 2006*  
*Unaudited*

---

These two statements report the City's net assets and changes in those assets. This change in net assets is important because it tells the reader whether, for the City as a whole, the financial position of the City has improved or diminished. However, in evaluating the overall position of the City, nonfinancial information such as the condition of City capital assets will also need to be evaluated.

In the Statement of Net Assets and the Statement of Activities, the City is divided into two kinds of activities:

Governmental Activities – Most of the City's services are reported here including police, administration, and all departments with the exception of our Water, Sewer, and Stormwater Funds.

Business-Type Activities – Water and sewer services have charges based upon the amount of usage. The City charges fees to recoup the cost of the entire operations of our Water and Sewer Treatment Plants as well as all capital assets associated with the services. The City also charges fees for stormwater services based upon set rates.

***Reporting the City's Most Significant Funds***

*Fund Financial Statements*

The fund financial statements provide more detailed information about the City's most significant funds – not the City as a whole. A fund is a grouping of related accounts that is used to maintain control over resources that have been segregated for specific activities or objectives. The City, like other state and local governments, uses fund accounting to ensure and demonstrate compliance with finance-related legal requirements. All of the funds of the City can be divided into three categories: governmental funds, proprietary funds, and fiduciary funds. Fund financial reports provide detailed information about the City's major funds. Based on the restriction on the use of monies, the City has established many funds that account for the multitude of services provided to its residents. However, these fund financial statements focus on the City's most significant funds. The City's major governmental funds are the General Fund, Police Special Revenue Fund, Debt Service Fund, Tax Increment Financing Agreement Windmill/ Diley Construction Capital Projects Fund, and the Diley Road Improvement Capital Projects Fund.

***Governmental Funds*** Governmental Funds are used to account for essentially the same functions reported as governmental activities in the government-wide financial statements. However, unlike the government-wide financial statements, governmental fund financial statements focus on current sources and uses of spendable resources, as well as balances of spendable resources available at the end of the year. Such information may be useful in evaluating the City's near-term financing requirements.

Because the focus of governmental funds is narrower than the government-wide financial statements, it is useful to compare the information presented for governmental funds with similar information presented for governmental activities in the government-wide financial statements. By doing so, the reader may better understand the long-term impact of the City's near-term financial decisions. Both the governmental fund balance sheet and the governmental fund statement of revenues, expenditures, and changes in fund balances provide a reconciliation to facilitate this comparison between governmental funds and governmental activities.

**City of Pickerington, Ohio**  
*Management's Discussion and Analysis*  
*For the Year Ended December 31, 2006*  
*Unaudited*

The City maintains a number of individual governmental funds. Information for the major funds, identified earlier, is presented separately in the governmental fund balance sheet and in the governmental statement of revenues, expenditures, and changes in fund balances. Data from the other governmental funds are combined into a single aggregated presentation. Individual fund data for each of these nonmajor governmental funds is provided in the form of combining statements elsewhere in this report. The individual governmental fund financial statements can be found on pages 76 through 122 of this report.

**Proprietary Funds** The City uses enterprise funds to account for its water, sewer, and stormwater operations. For water and sewer operations, the City charges a fee to customers, based upon the amount of usage, to recover the costs of the services provided, and to cover the capital assets associated with the services. For stormwater operations, the City charges a flat monthly fee.

**Fiduciary Fund** The City accounts for resources held for the benefit of parties outside the government as a fiduciary fund. This fund is not reflected in the government-wide financial statements because the resources of this fund are not available to support the City's own programs. The City uses accrual accounting for fiduciary funds, much like that of the proprietary funds.

**The City as a Whole**

Recall that the Statement of Net Assets looks at the City as a whole. Table I provides a summary of the City's net assets for 2006 compared to 2005.

**Table I**  
**Net Assets**

	<u>Governmental Activities</u>		<u>Business-Type Activities</u>		<u>Total</u>	
	2006	2005 (Restated)	2006	2005 (Restated)	2006	2005 (Restated)
<b>Assets</b>						
Current and Other Assets	\$10,228,517	\$7,471,367	\$6,757,871	\$6,456,980	\$16,986,388	\$13,928,347
Capital Assets, Net	45,776,445	44,712,120	42,665,355	42,219,806	88,441,800	86,931,926
<i>Total Assets</i>	<u>56,004,962</u>	<u>52,183,487</u>	<u>49,423,226</u>	<u>48,676,786</u>	<u>105,428,188</u>	<u>100,860,273</u>
<b>Liabilities</b>						
Current and Other Liabilities	6,747,359	6,230,203	1,133,589	888,529	7,880,948	7,118,732
Long-term Liabilities	13,040,527	11,429,876	10,573,310	11,228,491	23,613,837	22,658,367
<i>Total Liabilities</i>	<u>19,787,886</u>	<u>17,660,079</u>	<u>11,706,899</u>	<u>12,117,020</u>	<u>31,494,785</u>	<u>29,777,099</u>
<b>Net Assets</b>						
Invested in Capital Assets, Net of Related Debt	29,992,870	30,277,012	32,045,292	30,852,263	62,038,162	61,129,275
Restricted	6,450,975	5,303,361	0	0	6,450,975	5,303,361
Unrestricted (Deficit)	(226,769)	(1,056,965)	5,671,035	5,707,503	5,444,266	4,650,538
<i>Total Net Assets</i>	<u>\$36,217,076</u>	<u>\$34,523,408</u>	<u>\$37,716,327</u>	<u>\$36,559,766</u>	<u>\$73,933,403</u>	<u>\$71,083,174</u>

**City of Pickerington, Ohio**  
*Management's Discussion and Analysis*  
*For the Year Ended December 31, 2006*  
*Unaudited*

---

Total assets increased \$4,567,915. The increase in current and other assets for governmental activities is primarily due to an increase of 1.25 percent in the overall investment rate combined with an increase in the amount of cash invested. Total investments, for both governmental and business-type activities, increased by \$2,267,939 from 2005 to 2006. The increase in capital assets for governmental activities is primarily due to capital contributions from developers for roads in the amount of \$879,359 and current year land acquisitions for the Diley Road/ State Route 256 widening project totaling \$1,202,499. The increase in capital assets for business-type activities is primarily due to capital contributions from developers for water, sewer, and stormwater lines in the amount of \$756,608. Capital asset increases are offset by depreciation on depreciable capital assets.

Total governmental activities liabilities increased \$2,127,807. Current liabilities increased \$517,156. This increase is mainly due to an increase in deferred revenue in the amount of \$278,600, an increase in accounts payable in the amount of \$124,251, and an increase in accrued interest payable for \$103,593. This increase in deferred revenue is a direct result of an increase in property and other local taxes. Accounts payable increased \$124,251 due to the purchase of trees for the 2006 fall planting and the purchase of property and temporary easements in connection with the Diley Road Improvement Project. The increase in accrued interest payable is a direct result of the increase in interest rates on revenue anticipation notes and bond anticipation notes.

Total governmental long-term liabilities increased \$1,610,651 due to the City drawing down \$1,097,800 in loan proceeds from the Ohio Department of Transportation for a State Infrastructure Bank Loan for the purpose of financing the Diley Road Widening and Realignment Project. In addition, the City issued various purpose bond anticipation notes of \$260,000 for the costs of installing traffic control devices and \$420,000 for the cost of purchasing property for future City use.

Net assets of the City's governmental activities increased \$1,693,668, with cash and investments representing \$2,043,213 of the increase. The increase in cash and investments is offset by an increase in long-term liabilities in the amount of \$1,610,651.

Total business-type activities liabilities decreased \$410,121. This decrease is primarily due to the City making principal payments in the amounts of \$47,244 and \$200,000 on the Water Plant Tower revenue and bond anticipation notes.

The net assets of the City's business-type activities increased \$1,156,561, with cash and investments increasing \$218,678 and capital assets increasing \$445,549. The City continues to invest heavily in their water and sewer treatment plant facilities. In 2001, the City began the Diley Road water plant expansion which was completed by the end of 2003. Total amounts expended on this expansion were \$4,288,185. During 2006, the City issued an additional \$240,000 in bond anticipation notes for construction costs relate to Phase 2-C of the D-Line sewer project and engineering costs related to the Sycamore Creek E-Line sewer project.

**City of Pickerington, Ohio**  
*Management's Discussion and Analysis*  
*For the Year Ended December 31, 2006*  
*Unaudited*

Table 2 shows the changes in net assets for 2006, compared to the changes in net assets for 2005.

**Table 2**  
**Changes in Net Assets**

	Governmental Activities		Business-Type Activities		Total	
	2006	2005 (Restated)	2006	2005 (Restated)	2006	2005 (Restated)
<b>Revenues</b>						
Program Revenues						
Charges for Services	\$1,464,768	\$1,483,993	\$3,019,817	\$2,982,787	\$4,484,585	\$4,466,780
Operating Grants and Contributions	600,502	547,977	0	0	600,502	547,977
Capital Grants and Contributions	1,628,431	1,630,721	2,277,600	3,888,703	3,906,031	5,519,424
<i>Total Program Revenues</i>	<u>3,693,701</u>	<u>3,662,691</u>	<u>5,297,417</u>	<u>6,871,490</u>	<u>8,991,118</u>	<u>10,534,181</u>
General Revenue						
Property and Other Taxes	2,214,301	1,941,527	0	0	2,214,301	1,941,527
Income Taxes	4,010,850	3,648,635	0	0	4,010,850	3,648,635
Franchise Taxes	16,897	15,963	0	0	16,897	15,963
Grants and Entitlements	692,089	895,566	0	0	692,089	895,566
Investment Earnings	478,126	189,389	164,892	141,280	643,018	330,669
Payment in Lieu of Taxes	425,912	676,183	0	0	425,912	676,183
Impact Fees	922,709	24,290	0	0	922,709	24,290
Miscellaneous	146,869	171,553	153,811	49,642	300,680	221,195
<i>Total General Revenues</i>	<u>8,907,753</u>	<u>7,563,106</u>	<u>318,703</u>	<u>190,922</u>	<u>9,226,456</u>	<u>7,754,028</u>
<i>Total Revenues</i>	<u>12,601,454</u>	<u>11,225,797</u>	<u>5,616,120</u>	<u>7,062,412</u>	<u>18,217,574</u>	<u>18,288,209</u>
<b>Program Expenses</b>						
General Government	1,974,274	2,044,288	0	0	1,974,274	2,044,288
Security of Persons and Property	3,567,445	3,285,125	0	0	3,567,445	3,285,125
Transportation	2,611,586	2,168,811	0	0	2,611,586	2,168,811
Leisure Time Activities	766,520	813,732	0	0	766,520	813,732
Public Health Services	142,208	116,159	0	0	142,208	116,159
Community Environment	1,238,791	1,305,830	0	0	1,238,791	1,305,830
Interest and Fiscal Charges	606,962	488,500	0	0	606,962	488,500
Water	0	0	1,945,301	1,944,783	1,945,301	1,944,783
Sewer	0	0	1,968,812	2,576,944	1,968,812	2,576,944
Stormwater	0	0	545,446	509,188	545,446	509,188
<i>Total Program Expenses</i>	<u>10,907,786</u>	<u>10,222,445</u>	<u>4,459,559</u>	<u>5,030,915</u>	<u>15,367,345</u>	<u>15,253,360</u>
<i>Change in Net Assets</i>	1,693,668	1,003,352	1,156,561	2,031,497	2,850,229	3,034,849
Net Assets Beginning of Year ( Restated - See Note 3)	34,523,408	33,520,056	36,559,766	34,528,269	71,083,174	68,048,325
<i>Net Assets End of Year</i>	<u>\$36,217,076</u>	<u>\$34,523,408</u>	<u>\$37,716,327</u>	<u>\$36,559,766</u>	<u>\$73,933,403</u>	<u>\$71,083,174</u>

**City of Pickerington, Ohio**  
*Management's Discussion and Analysis*  
*For the Year Ended December 31, 2006*  
*Unaudited*

---

***Governmental Activities***

Grants and contributions accounted for 18 percent of total governmental revenues. Of the 18 percent, operating grants and contributions accounted for 5 percent while capital grants and contributions accounted for 13 percent. Capital grants and contributions consist of \$879,359 in capital contributions from developers.

Tax revenue provided 49 percent of total governmental revenues. Of the 49 percent, 32 percent was generated from income taxes and 17 percent was generated from property and other local taxes. These revenue sources comprise the largest components of City revenues. Income taxes, property and other taxes, and grants and contributions combined together, provided 67 percent of the City's total governmental revenues.

The City received \$1,464,768, or 12 percent, of total governmental revenues, in charges for services. These direct charges to citizens include recreation fees, court fines and forfeitures, police security services, and licenses and permits.

The City's security of persons and property activities accounted for \$3,567,445, or 33 percent, of total program expenses. General government activities utilized \$1,974,274, or 18 percent, of total program expenses.

The following table presents the total expenses and net cost of each of the City's governmental program activities. The net cost (total program activity expenses less revenues generated by the program) represents the financial burden that was placed on the City's taxpayers by each of these program activities. Costs not covered by program revenues are essentially funded with the City's general revenues, which are primarily composed of income taxes, property taxes, payment in lieu of taxes, intergovernmental revenues, and unrestricted interest earnings.

**Table 3**  
**Governmental Activities**

	Total Cost of Services	Net Cost of Services	Total Cost of Services	Net Cost of Services
	2006	2006	2005	2005 (Restated)
General Government	\$1,974,274	\$1,929,175	\$2,044,288	\$1,970,120
Security of Persons and Property	3,567,445	3,273,227	3,285,125	2,977,760
Transportation	2,611,586	273,880	2,168,811	(46,420)
Leisure Time Activities	766,520	523,880	813,732	479,477
Public Health Services	142,208	142,208	116,159	116,159
Community Environment	1,238,791	464,753	1,305,830	574,158
Interest and Fiscal Charges	606,962	606,962	488,500	488,500
<b>Totals</b>	<b>\$10,907,786</b>	<b>\$7,214,085</b>	<b>\$10,222,445</b>	<b>\$6,559,754</b>

***Business-Type Activities***

The City's business-type activities are for water, sewer, and stormwater services. During 2006, program revenues exceeded expenses by \$837,858.

**City of Pickerington, Ohio**  
*Management's Discussion and Analysis*  
*For the Year Ended December 31, 2006*  
*Unaudited*

---

The minimum water rate is \$2.13 per each thousand gallons of water used up to a maximum of 12,000 gallons plus a \$4.50 per month service charge. A water fee of \$3.27 is assessed for each thousand gallons used in excess of 12,000 gallons per month. Sewer fees are calculated on the amount of water used. The minimum sewer rate is \$12.87 per month up to 3,000 gallons of water. A sewer fee of \$4.29 is assessed for each thousand gallons of water used in excess of 3,000 per month. Stormwater fees are assessed at a flat rate of a \$1.50 per month.

**The City's Funds**

As noted earlier, the City uses fund accounting to ensure and demonstrate compliance with finance-related legal requirements.

***Governmental Funds*** – The focus of the City's governmental funds is to provide information on near-term inflows, outflows, and balances of spendable resources. Such information is useful in accessing the City's financing requirements. In particular, unreserved fund balance may serve as a useful measure of the City's net resources available for spending at the end of the year.

***General Fund***

The General Fund is the primary operating fund of the City. At the end of 2006, unreserved fund balance was \$2,257,696, while total fund balance was \$2,545,878. As a measure of the General Fund's liquidity, it may be useful to compare both unreserved fund balance and total fund balance, to total expenditures. Unreserved fund balance represents 66 percent of total General Fund expenditures, while total fund balance represents 74 percent of General Fund expenditures.

The fund balance of the City's General Fund increased by \$861,070 during the current year. The key factors in this increase are an increase in income tax collections in the amount of \$370,563, an increase in estate taxes of \$112,689, and an increase in interest earnings in the amount of \$110,096.

***Other Major Governmental Funds***

***Police Fund***

The fund balance of the Police Fund at December 31, 2006 is \$237,812, an increase of \$123,256 from the prior year. The increase in fund balance is due mainly to an increase in property taxes which are offset by an increase in expenditures associated with the hiring of two patrol officers, one auxiliary officer, and one full-time dispatcher.

***Debt Service Fund***

The fund balance of the Debt Service Fund at December 31, 2006 is \$118,724, an increase of \$59,716. During 2005, the City transferred \$75,000 to the Tax Increment Financing 256/204 Construction Capital Projects Fund for a principal payment on revenue anticipation notes. During 2006, the City did not transfer any monies.

**City of Pickerington, Ohio**  
*Management's Discussion and Analysis*  
*For the Year Ended December 31, 2006*  
*Unaudited*

---

***Tax Increment Financing Agreement Windmill/ Diley Construction Fund***

The fund balance of the Tax Increment Financing Agreement Windmill/ Diley Construction Fund at December 31, 2006 is (\$2,183,773), a decrease of \$29,041 from the prior year. The decrease in fund balance is primarily due to an increase in interest and fiscal charges in the amount of \$34,248 due to an increase in the interest rate on the Tax Increment Financing Agreement Windmill/ Diley Construction Fund revenue anticipation notes.

***Diley Road Improvement Fund***

The fund balance of the Diley Road Improvement Fund at December 31, 2006 is \$294,605, an increase of \$291,993 from the prior year. During 2006, the City received \$505,594 in grant monies from the Mid-Ohio Regional Planning Commission (MORPC). At December 31, 2006, an intergovernmental receivable in the amount of \$243,478 was recorded for MORPC grant monies received in January 2007 to reimburse expenditures that occurred during 2006 for the Diley Road widening project.

***Proprietary Funds***

The City's proprietary funds provide the same type of information found in the government-wide financial statements, but in more detail.

The City's major proprietary funds are the Water Fund, the Sewer Fund, and the Stormwater Fund. The Water Fund's net assets increased \$540,684, the Sewer Fund's net assets increased \$464,579, and the Stormwater Fund's net assets increased \$151,298. These increases can be primarily attributed to capital contributions from developers and customers. The overall operating loss for the enterprise funds was \$918,512.

**Budgetary Highlights**

***General Fund***

The City made numerous revisions to the original appropriations approved by City Council. Overall, these changes resulted in an increase in expenditures from the original budget of \$249,624. The City increased their original appropriations by \$150,000 for inspection fees pertaining to developers. During 2006, appropriations were increased for the following functions: general government by \$99,358, security for persons and property by \$10,000, public health services by \$3,940, community environment by \$101,259, other by \$35,067. Actual expenditures were less than the final budgeted expenditures by \$950,468. This difference is mainly due to actual expenditures for building inspections being \$463,075 less than budgeted. In addition, the actual expenditures for the law director were \$144,355 less than budgeted due to less annexation during 2006.

The City's actual revenues were greater than the final budgeted revenues by \$403,895. This increase is primarily due to an increase in investment rates combined with an increase in the amount invested, which resulted in an increase of \$134,867 in interest revenue compared to the budgeted amount of \$130,000. The increase in the estate tax settlement from the county was unexpected. The City budgeted only \$4,000 for the estate tax settlement and received \$200,369 which is a component of intergovernmental revenues.

At December 31, 2006, the fund balance on a budgetary basis is \$1,194,833 better than initially projected in the original budget.

**City of Pickerington, Ohio**  
*Management's Discussion and Analysis*  
*For the Year Ended December 31, 2006*  
*Unaudited*

**Capital Assets and Debt Administration**

*Capital Assets*

At the end of fiscal year 2006, the City had \$88,441,800 invested in capital assets, net of accumulated depreciation. Table 4 shows fiscal year 2006 balances compared to 2005.

**Table 4**  
**Capital Assets at December 31, 2006 with comparative as of December 31, 2005**  
**(Net of Depreciation)**

	<u>Government Activities</u>		<u>Business-Type Activities</u>		<u>Totals</u>	
	2006	2005	2006	2005 (Restated)	2006	2005 (Restated)
Land	\$4,426,215	\$3,223,716	\$840,867	\$840,867	\$5,267,082	\$4,064,583
Construction in Progress	1,787,268	1,413,349	428,241	820,225	2,215,509	2,233,574
Land Improvements	854,729	670,699	19,622	21,378	874,351	692,077
Buildings	3,718,886	3,801,376	8,277,561	8,508,278	11,996,447	12,309,654
Equipment	517,873	553,465	2,662,596	2,981,320	3,180,469	3,534,785
Infrastructure	34,221,637	34,755,217	30,314,534	28,897,400	64,536,171	63,652,617
Vehicles	249,837	294,298	121,934	150,338	371,771	444,636
<b>Totals</b>	<b>\$45,776,445</b>	<b>\$44,712,120</b>	<b>\$42,665,355</b>	<b>\$42,219,806</b>	<b>\$88,441,800</b>	<b>\$86,931,926</b>

For additional information on capital assets, see Note 10 to the basic financial statements.

The total increase in the City's capital assets, net of accumulated depreciation, for the current year was \$1,509,874 or 2 percent. As further detailed in Note 18 of the notes to the basic financial statements, the City had \$2,218,236 in major construction commitments. During 2006, the City had \$1,635,967 in capital contributions from developers, \$879,359 in governmental capital contributions and \$756,608 in business-type capital contributions.

**City of Pickerington, Ohio**  
*Management's Discussion and Analysis*  
*For the Year Ended December 31, 2006*  
*Unaudited*

***Debt***

As of December 31, 2006 and December 31, 2005, the City had total long-term debt of \$23,061,167 and \$22,471,635, respectively, as follows:

**Table 5**  
**Outstanding Debt**  
**As of December 31, 2006, with comparative for December 31, 2005**

	Governmental Activities		Business-Type Activities		Totals	
	2006	2005	2006	2005	2006	2005
General Obligation Bonds	\$1,471,562	\$1,522,459	\$4,483,168	\$4,788,814	\$5,954,730	\$6,311,273
Bond Anticipation Notes	3,645,000	3,010,000	2,287,500	2,685,000	5,932,500	5,695,000
Revenue Notes	0	0	2,700,000	2,847,244	2,700,000	2,847,244
Long-Term Loans	3,645,680	2,547,880	0	0	3,645,680	2,547,880
Issue Two Notes	0	0	31,507	44,111	31,507	44,111
OWDA Loans	0	0	836,526	886,446	836,526	886,446
Capital Leases	3,825,591	3,957,029	134,633	182,652	3,960,224	4,139,681
<b>Totals</b>	<b>\$12,587,833</b>	<b>\$11,037,368</b>	<b>\$10,473,334</b>	<b>\$11,434,267</b>	<b>\$23,061,167</b>	<b>\$22,471,635</b>

During 2006, the City issued long-term bond anticipation and revenue notes in the amount of \$8,632,500 and paid off \$8,247,244 in long-term bond anticipation and revenue notes, incurred \$1,097,800 in long-term loans and paid down \$380,000 in general obligation bonds. Issue Two Notes and OWDA Loans decreased \$12,604 and \$49,920, respectively. Capital lease balances decreased \$179,457.

The City's overall legal debt margin was \$27,153,520 at December 31, 2006. For additional information on debt, see Note 16 to the basic financial statements.

***Current Finance Related Activities***

- The City's income tax rate of 1 percent with a ½ percent credit for tax paid to other municipalities has not increased since inception in 1976, but revenues have continued to increase each year even in times of economic downturn. This is due not only to the influx of residential and commercial development, but mandatory filing and a diligent delinquency program for strict compliance.
- The City has its own certified building department rather than having the State of Ohio conduct commercial inspections. The City's construction division, established under the building department, inspects infrastructure from new developments and the City collects charges from developers for these inspections.
- A contractor registration program was instituted in 1996 that requires all general contractors and individual trades performing work in the City to register with the City. This requirement helps as a control for income tax revenues.
- A hotel/ motel tax of 3 percent was instituted in 1995. This tax generated approximately \$112,000 in revenues to the General Fund in 2006.

**City of Pickerington, Ohio**  
*Management's Discussion and Analysis*  
*For the Year Ended December 31, 2006*  
*Unaudited*

---

- Monies are collected from developers for turn-lanes, traffic lights, sewer fair share, detention pond maintenance, and tree planting in subdivisions.
- Right-of-way fees were instituted in 2002 as a charge for the utility companies who use the City right-of-way for their service lines.
- Capacity fee charges for water, sewer, and stormwater increase an automatic 3 percent each year. During 2006, capacity fee charges for water and sewer increased an additional 5 percent.
- Impact fees were instituted in 2005 on new residential and commercial construction in the City.

**Requests for Information**

This financial report is designed to provide the City's citizens, taxpayers, customers, investors, and creditors with a general overview of the City's finances and to demonstrate the City's accountability for the money it receives. If you have any questions about this report, please contact the City's Office by calling (614) 837-3974 or by writing the Finance Director at 100 Lockville Road, Pickerington, Ohio 43147.

# Basic Financial Statements

**City of Pickerington, Ohio**

Statement of Net Assets

December 31, 2006

	Governmental Activities	Business - Type Activities	Total
<b>Assets</b>			
Equity in Pooled Cash and Cash Equivalents	\$5,763,266	\$6,234,008	\$11,997,274
Cash and Cash Equivalents with Escrow Agents	150,000	0	150,000
Accounts Receivable	38,151	364,626	402,777
Permissive Motor Vehicle Registration Fees Receivable	12,748	0	12,748
Accrued Interest Receivable	72,621	5,071	77,692
Intergovernmental Receivable	830,200	0	830,200
Income Taxes Receivable	520,607	0	520,607
Materials and Supplies Inventory	45,730	15,792	61,522
Prepaid Items	107,993	98,962	206,955
Property and Other Taxes Receivable	2,227,943	0	2,227,943
Payments in Lieu of Taxes Receivable	427,075	0	427,075
Internal Balances	9,000	(9,000)	0
Deferred Charges	23,183	48,412	71,595
Non-Depreciable Capital Assets	6,213,483	1,269,108	7,482,591
Depreciable Capital Assets, Net	39,562,962	41,396,247	80,959,209
<i>Total Assets</i>	<u>56,004,962</u>	<u>49,423,226</u>	<u>105,428,188</u>
<b>Liabilities</b>			
Matured Capital Leases Payable	1,258	0	1,258
Matured Interest Payable	862	0	862
Accrued Wages and Benefits	147,794	50,009	197,803
Intergovernmental Payable	80,740	110,554	191,294
Accounts Payable	342,435	89,718	432,153
Contracts Payable	83,080	90,915	173,995
Retainage Payable	0	6,304	6,304
Accrued Interest Payable	247,090	243,189	490,279
Deferred Revenue	2,063,600	0	2,063,600
Notes Payable	3,780,500	537,500	4,318,000
Customer Deposits Payable	0	5,400	5,400
Long-Term Liabilities:			
Due Within One Year	410,215	505,247	915,462
Due In More Than One Year	12,630,312	10,068,063	22,698,375
<i>Total Liabilities</i>	<u>19,787,886</u>	<u>11,706,899</u>	<u>31,494,785</u>
<b>Net Assets</b>			
Invested in Capital Assets, Net of Related Debt	29,992,870	32,045,292	62,038,162
Restricted for:			
Capital Projects	5,324,201	0	5,324,201
Security of Persons and Property	142,909	0	142,909
Other Purposes	983,865	0	983,865
Unrestricted (Deficit)	(226,769)	5,671,035	5,444,266
<i>Total Net Assets</i>	<u>\$36,217,076</u>	<u>\$37,716,327</u>	<u>\$73,933,403</u>

See accompanying notes to the basic financial statements

**City of Pickerington, Ohio**  
Statement of Activities  
For the Year Ended December 31, 2006

	Program Revenues			
	Expenses	Charges for Services	Operating Grants and Contributions	Capital Grants and Contributions
<b>Governmental Activities:</b>				
General Government	\$1,974,274	\$35,902	\$9,197	\$0
Security of Persons and Property	3,567,445	252,630	41,588	0
Transportation	2,611,586	162,253	547,022	1,628,431
Leisure Time Activities	766,520	239,945	2,695	0
Public Health Services	142,208	0	0	0
Community Environment	1,238,791	774,038	0	0
Interest and Fiscal Charges	606,962	0	0	0
<i>Total Governmental Activities</i>	<u>10,907,786</u>	<u>1,464,768</u>	<u>600,502</u>	<u>1,628,431</u>
<b>Business-Type Activities:</b>				
Water	1,945,301	1,399,689	0	963,603
Sewer	1,968,812	1,423,713	0	925,235
Stormwater	545,446	196,415	0	388,762
<i>Total Business-Type Activities</i>	<u>4,459,559</u>	<u>3,019,817</u>	<u>0</u>	<u>2,277,600</u>
<i>Total</i>	<u>\$15,367,345</u>	<u>\$4,484,585</u>	<u>\$600,502</u>	<u>\$3,906,031</u>

**General Revenues**

Property and Other Taxes Levied for General Purposes  
Property Taxes Levied for Security of Persons and Property  
Income Taxes Levied for General Purposes  
Franchise Taxes  
Grants and Entitlements not Restricted to Specific Programs  
Investment Earnings  
Payments in Lieu of Taxes  
Impact Fees  
Miscellaneous  
*Total General Revenues*

*Change in Net Assets*

Net Assets Beginning of Year - Restated (See Note 3)

*Net Assets End of Year*

See accompanying notes to the basic financial statements

Net (Expense) Revenue and  
Change in Net Assets

Governmental Activities	Business - Type Activities	Total
(\$1,929,175)	\$0	(\$1,929,175)
(3,273,227)	0	(3,273,227)
(273,880)	0	(273,880)
(523,880)	0	(523,880)
(142,208)	0	(142,208)
(464,753)	0	(464,753)
(606,962)	0	(606,962)
<u>(7,214,085)</u>	<u>0</u>	<u>(7,214,085)</u>
0	417,991	417,991
0	380,136	380,136
0	39,731	39,731
<u>0</u>	<u>837,858</u>	<u>837,858</u>
<u>(7,214,085)</u>	<u>837,858</u>	<u>(6,376,227)</u>
869,092	0	869,092
1,345,209	0	1,345,209
4,010,850	0	4,010,850
16,897	0	16,897
692,089	0	692,089
478,126	164,892	643,018
425,912	0	425,912
922,709	0	922,709
146,869	153,811	300,680
<u>8,907,753</u>	<u>318,703</u>	<u>9,226,456</u>
1,693,668	1,156,561	2,850,229
<u>34,523,408</u>	<u>36,559,766</u>	<u>71,083,174</u>
<u>\$36,217,076</u>	<u>\$37,716,327</u>	<u>\$73,933,403</u>

**City of Pickerington, Ohio**  
 Balance Sheet  
 Governmental Funds  
 December 31, 2006

	General	Police	Debt Service	Tax Increment Financing Agreement Windmill/ Diley Construction	Diley Road Improvement	Other Governmental Funds	Total Governmental Funds
<b>Assets</b>							
Equity in Pooled Cash and Cash Equivalents	\$2,045,013	\$325,005	\$118,724	\$98,975	\$272,186	\$2,882,847	\$5,742,750
Cash and Cash Equivalents with Escrow Agents	150,000	0	0	0	0	0	150,000
Receivables:							
Permissive Motor Vehicle Registration Fees	0	0	0	0	0	12,748	12,748
Property Taxes	812,115	1,408,471	0	0	0	0	2,220,586
Income Taxes	520,607	0	0	0	0	0	520,607
Hotel and Motel Taxes	7,357	0	0	0	0	0	7,357
Payments in Lieu of Taxes	0	0	0	123,325	0	303,750	427,075
Accounts	35,355	46	0	0	0	2,750	38,151
Accrued Interest	72,621	0	0	0	0	0	72,621
Intergovernmental	250,531	79,815	0	0	243,478	256,376	830,200
Interfund	9,000	0	0	0	0	0	9,000
Materials and Supplies Inventory	7,371	5,868	0	0	0	32,491	45,730
Prepaid Items	39,003	40,612	0	0	0	27,815	107,430
Restricted Assets:							
Equity in Pooled Cash and Cash Equivalents	3,575	0	0	0	0	0	3,575
<b>Total Assets</b>	<b>\$3,952,548</b>	<b>\$1,859,817</b>	<b>\$118,724</b>	<b>\$222,300</b>	<b>\$515,664</b>	<b>\$3,518,777</b>	<b>\$10,187,830</b>
<b>Liabilities and Fund Balances</b>							
<b>Liabilities</b>							
Matured Interest Payable	\$862	\$0	\$0	\$0	\$0	\$0	\$862
Matured Capital Leases Payable	1,258	0	0	0	0	0	1,258
Accounts Payable	112,586	11,620	0	0	137,979	76,662	338,847
Contracts Payable	0	0	0	0	83,080	0	83,080
Accrued Wages and Benefits	47,682	83,585	0	0	0	14,386	145,653
Intergovernmental Payable	14,564	38,529	0	0	0	27,047	80,140
Accrued Interest Payable	922	0	0	32,748	0	26,373	60,043
Notes Payable	25,000	0	0	2,250,000	0	1,505,500	3,780,500
Deferred Revenue	1,203,796	1,488,271	0	123,325	0	473,689	3,289,081
<b>Total Liabilities</b>	<b>1,406,670</b>	<b>1,622,005</b>	<b>0</b>	<b>2,406,073</b>	<b>221,059</b>	<b>2,123,657</b>	<b>7,779,464</b>
<b>Fund Balances</b>							
Reserved for Encumbrances	284,607	58,264	0	0	33,217	318,383	694,471
Reserved for Unclaimed Monies	3,575	0	0	0	0	0	3,575
Unreserved (Deficit):							
Undesignated, Reported in:							
General Fund	2,257,696	0	0	0	0	0	2,257,696
Special Revenue Funds	0	179,548	0	0	0	856,736	1,036,284
Debt Service Funds	0	0	118,724	0	0	0	118,724
Capital Projects Funds	0	0	0	(2,183,773)	261,388	220,001	(1,702,384)
<b>Total Fund Balances (Deficits)</b>	<b>2,545,878</b>	<b>237,812</b>	<b>118,724</b>	<b>(2,183,773)</b>	<b>294,605</b>	<b>1,395,120</b>	<b>2,408,366</b>
<b>Total Liabilities and Fund Balances</b>	<b>\$3,952,548</b>	<b>\$1,859,817</b>	<b>\$118,724</b>	<b>\$222,300</b>	<b>\$515,664</b>	<b>\$3,518,777</b>	<b>\$10,187,830</b>

See accompanying notes to the basic financial statements

**City of Pickerington, Ohio**  
 Reconciliation of Total Governmental Fund Balances to  
 Net Assets of Governmental Activities  
 December 31, 2006

<b>Total Governmental Fund Balances</b>		\$2,408,366
 <i>Amounts reported for governmental activities in the statement of net assets are different because:</i>		
Capital Assets used in governmental activities are not financial resources and therefore are not reported in the funds.		45,776,445
Other long-term assets are not available to pay for current-period expenditures and therefore are deferred in the funds:		
Property and Other Local Taxes	159,224	
Income Taxes	175,583	
Payment in Lieu of Taxes	427,075	
Intergovernmental	412,756	
Charges for Services	2,800	
Interest	48,043	
<b>Total</b>	<b>1,225,481</b>	1,225,481
An internal service fund is used by management to charge the costs of vehicle maintenance to individual funds. The assets and liabilities of the internal service fund are included in governmental activities in the statement of net assets.		11,175
Unamortized issuance costs are reported as deferred charges on the Statement of Net Assets but as an expenditure on the fund financial statements which do not provide current financial resources and, therefore, are not reported in the funds.		23,183
Long-term liabilities and accrued interest are not due and payable in the current period and therefore are not reported in the funds:		
General Obligation Bonds	(1,471,562)	
Compensated Absences	(452,694)	
Accrued Interest Payable	(187,047)	
Long - Term Loan Payable	(3,645,680)	
Long-Term Notes Payable	(3,645,000)	
Capital Leases	(3,825,591)	
<b>Total</b>	<b>(13,227,574)</b>	<b>(13,227,574)</b>
 <b>Net Assets of Governmental Activities</b>		 <b>\$36,217,076</b>

See accompanying notes to the basic financial statements

**City of Pickerington, Ohio**  
Statement of Revenues, Expenditures, and Changes in Fund Balances  
Governmental Funds  
For the Year Ended December 31, 2006

	General	Police	Debt Service	Tax Increment Financing Agreement Windmill/ Diley Construction	Diley Road Improvement	Other Governmental Funds	Total Governmental Funds
<b>Revenues</b>							
Property and Other Taxes	\$849,336	\$1,314,068	\$0	\$0	\$0	\$0	\$2,163,404
Permissive Motor Vehicle Registration Fees	0	0	0	0	0	162,253	162,253
Municipal Income Taxes	3,978,315	0	0	0	0	0	3,978,315
Charges for Services	310,416	130,822	0	0	0	147,740	588,978
Licenses and Permits	479,759	0	0	0	0	88,434	568,193
Impact Fees	0	0	0	0	0	922,709	922,709
Fines and Forfeitures	119,567	0	0	0	0	11,706	131,273
Intergovernmental	722,981	184,638	0	0	749,072	531,962	2,188,653
Interest	275,594	0	48,187	11,141	791	99,713	435,426
Payments in Lieu of Taxes	0	0	0	106,458	0	481,844	588,302
Rent	7,500	0	0	0	0	3,771	11,271
Contributions and Donations	9,197	1,396	0	0	0	2,695	13,288
Other	87,784	61,970	0	0	0	14,012	163,766
<i>Total Revenues</i>	<u>6,840,449</u>	<u>1,692,894</u>	<u>48,187</u>	<u>117,599</u>	<u>749,863</u>	<u>2,466,839</u>	<u>11,915,831</u>
<b>Expenditures</b>							
Current:							
General Government	1,907,125	0	0	0	0	4,866	1,911,991
Security of Persons and Property	75,890	3,349,638	0	0	0	179	3,425,707
Transportation	0	0	0	0	0	439,144	439,144
Leisure Time Activities	0	0	0	0	0	724,720	724,720
Public Health Services	142,208	0	0	0	0	0	142,208
Community Environment	1,238,791	0	0	0	0	0	1,238,791
Capital Outlay	31,683	0	0	46,494	1,555,670	910,212	2,544,059
Debt Service:							
Principal Retirement	29,476	0	189,000	0	0	94,645	313,121
Interest and Fiscal Charges	4,218	0	342,821	100,146	0	68,092	515,277
<i>Total Expenditures</i>	<u>3,429,391</u>	<u>3,349,638</u>	<u>531,821</u>	<u>146,640</u>	<u>1,555,670</u>	<u>2,241,858</u>	<u>11,255,018</u>
<i>Excess of Revenues Over (Under) Expenditures</i>	<u>3,411,058</u>	<u>(1,656,744)</u>	<u>(483,634)</u>	<u>(29,041)</u>	<u>(805,807)</u>	<u>224,981</u>	<u>660,813</u>
<b>Other Financing Sources (Uses):</b>							
Proceeds from the Sale of Capital Assets	1,095	0	0	0	0	0	1,095
Inception of a Capital Lease	31,683	0	0	0	0	0	31,683
Notes Issued	0	0	2,910,000	0	0	735,000	3,645,000
Loans Issued	0	0	0	0	1,097,800	0	1,097,800
Current Refunding of Bond Anticipation Note	0	0	(2,910,000)	0	0	0	(2,910,000)
Transfers In	0	1,780,000	543,350	0	0	519,179	2,842,529
Transfers Out	(2,582,766)	0	0	0	0	(259,763)	(2,842,529)
<i>Total Other Financing Sources (Uses)</i>	<u>(2,549,988)</u>	<u>1,780,000</u>	<u>543,350</u>	<u>0</u>	<u>1,097,800</u>	<u>994,416</u>	<u>1,865,578</u>
<i>Net Change in Fund Balances</i>	<u>861,070</u>	<u>123,256</u>	<u>59,716</u>	<u>(29,041)</u>	<u>291,993</u>	<u>1,219,397</u>	<u>2,526,391</u>
Fund Balances (Deficits) at Beginning of Year	<u>1,684,808</u>	<u>114,556</u>	<u>59,008</u>	<u>(2,154,732)</u>	<u>2,612</u>	<u>175,723</u>	<u>(118,025)</u>
<i>Fund Balances (Deficits) End of Year</i>	<u>\$2,545,878</u>	<u>\$237,812</u>	<u>\$118,724</u>	<u>(\$2,183,773)</u>	<u>\$294,605</u>	<u>\$1,395,120</u>	<u>\$2,408,366</u>

See accompanying notes to the basic financial statements

**City of Pickerington, Ohio**  
 Reconciliation of the Statement of Revenues, Expenditures, and Changes  
 in Fund Balances of Governmental Funds to the Statement of Activities  
 For the Year Ended December 31, 2006

**Net Change in Fund Balances - Total Governmental Funds** \$2,526,391

*Amounts reported for governmental activities in the statement of activities are different because*

Governmental funds report capital outlays as expenditures. However, in the statement of activities, the cost of those assets is allocated over their estimated useful lives as depreciation expense. This is the amount by which capital outlays exceeded depreciation in the current period.

Capital Asset Additions	2,035,370	
Capital Contributions from Developers	879,359	
Depreciation Expense	(1,839,212)	1,075,517

Governmental funds only report the disposal of assets to the extent proceeds are received from the sale. In the statement of activities, a gain or loss is reported for each disposal. This is the amount of the proceeds and the loss on disposal of assets:

Loss on Disposal of Capital Assets	(10,097)	
Proceeds from Sale of Capital Assets	(1,095)	(11,192)

Revenues in the statement of activities that do not provide current financial resources are not reported as revenues in the funds:

Property Taxes	50,897	
Income Taxes	32,535	
Payment in Lieu of Taxes	(162,390)	
Intergovernmental	(160,278)	
Charges for Services	2,800	
Interest	42,700	(193,736)

Repayment of principal and refundings are expenditures in the governmental funds, but the repayment reduces long-term liabilities in the statement of net assets.

General Obligation Bonds	50,000	
Long-Term Bond Anticipation Notes	3,010,000	
Capital Leases	163,121	3,223,121

Interest is reported as an expenditure when due in the governmental funds, but is accrued on outstanding debt on the statement of activities. Premiums are reported as revenues when the debt is first issued; however, these amounts are deferred and amortized on the statement of activities:

Accrued Interest Payable	(91,326)	
Amortization of Issuance Costs	(1,256)	
Amortization on Premium of General Obligation Bonds	897	(91,685)

Long-term debt proceeds are other financing sources in the governmental funds, but the issuance increases the long-term liabilities on the statement of activities.

Long-Term Bond Anticipation Notes	(3,645,000)	
Long-Term Loan	(1,097,800)	(4,742,800)

Some capital assets were financed through capital leases. In governmental funds, a capital lease arrangement is considered a source of financing, but in the statement of net assets the lease obligation is reported as a liability.

(31,683)

Some expenses reported in the statement of activities do not require the use of current financial resources and therefore are not reported as expenditures in governmental funds:

Compensated Absences Payable		(60,186)
------------------------------	--	----------

The internal service fund used by management to charge the costs of vehicle maintenance to individual funds is not reported in the entity-wide statement of activities. Governmental expenditures and related internal service fund revenues are eliminated. The change for governmental funds is reported for the year.

(79)

*Change in Net Assets of Governmental Activities*

\$1,693,668

**City of Pickerington, Ohio**  
Statement of Revenues, Expenditures, and Changes  
In Fund Balance - Budget (Non-GAAP Basis) and Actual  
General Fund  
For the Year Ended December 31, 2006

	Budgeted Amounts		Actual	Variance with Final Budget Positive (Negative)
	Original	Final		
<b>Revenues</b>				
Property and Other Taxes	\$804,700	\$818,700	\$849,834	\$31,134
Municipal Income Taxes	3,872,300	3,880,300	3,910,284	29,984
Charges for Services	239,560	391,560	308,118	(83,442)
Licenses and Permits	397,565	397,565	458,948	61,383
Fines and Forfeitures	113,000	113,000	115,926	2,926
Intergovernmental	467,862	458,862	671,188	212,326
Interest	130,000	130,000	264,867	134,867
Rent	0	0	7,500	7,500
Contributions and Donations	7,500	7,500	9,197	1,697
Other	83,021	81,121	86,641	5,520
<i>Total Revenues</i>	6,115,508	6,278,608	6,682,503	403,895
<b>Expenditures</b>				
Current:				
General Government	2,207,365	2,306,723	1,929,843	376,880
Security of Persons and Property	70,537	80,537	75,890	4,647
Public Health Services	140,800	144,740	142,208	2,532
Community Environment	1,937,987	2,039,246	1,481,220	558,026
Other	76,461	111,528	103,145	8,383
<i>Total Expenditures</i>	4,433,150	4,682,774	3,732,306	950,468
<i>Excess of Revenues Over Expenditures</i>	1,682,358	1,595,834	2,950,197	1,354,363
<b>Other Financing Source (Use)</b>				
Proceeds from the Sale of Capital Assets	200,000	200,000	1,095	(198,905)
Transfers Out	(2,593,156)	(2,622,141)	(2,582,766)	39,375
<i>Total Other Financing Source (Use)</i>	(2,393,156)	(2,422,141)	(2,581,671)	(159,530)
<i>Net Change in Fund Balance</i>	(710,798)	(826,307)	368,526	1,194,833
Fund Balance at Beginning of Year	1,327,798	1,327,798	1,327,798	0
Prior Year Encumbrances Appropriated	157,264	157,264	157,264	0
<i>Fund Balance at End of Year</i>	\$774,264	\$658,755	\$1,853,588	\$1,194,833

See accompanying notes to the basic financial statements

**City of Pickerington, Ohio**  
Statement of Revenues, Expenditures, and Changes  
In Fund Balance - Budget (Non-GAAP Basis) and Actual  
Police Fund  
For the Year Ended December 31, 2006

	Budgeted Amounts		Actual	Variance with Final Budget Positive (Negative)
	Original	Final		
<b>Revenues</b>				
Property and Other Taxes	\$1,271,000	\$1,307,000	\$1,314,068	\$7,068
Charges for Services	68,160	68,160	130,822	62,662
Intergovernmental	170,025	168,025	184,648	16,623
Contributions and Donations	500	500	1,396	896
Other	42,700	42,700	62,085	19,385
<i>Total Revenues</i>	1,552,385	1,586,385	1,693,019	106,634
<b>Expenditures</b>				
Current:				
Security of Persons and Property	3,422,326	3,583,566	3,472,958	110,608
<i>Excess of Revenues Under Expenditures</i>	(1,869,941)	(1,997,181)	(1,779,939)	217,242
<b>Other Financing Source</b>				
Transfers In	1,835,000	1,830,000	1,780,000	(50,000)
<i>Net Change in Fund Balance</i>	(34,941)	(167,181)	61	167,242
Fund Balance at Beginning of Year	175,583	175,583	175,583	0
Prior Year Encumbrances Appropriated	87,533	87,533	87,533	0
<i>Fund Balance at End of Year</i>	\$228,175	\$95,935	\$263,177	\$167,242

See accompanying notes to the basic financial statements

**City of Pickerington, Ohio**  
Statement of Fund Net Assets  
Proprietary Funds  
December 31, 2006

	Business - Type Activities - Enterprise Funds				Governmental Activities- Internal Service Fund
	Water	Sewer	Stormwater	Totals	
<b>Assets:</b>					
Current Assets:					
Equity in Pooled Cash and Cash Equivalents	\$3,362,104	\$2,315,873	\$550,631	\$6,228,608	\$16,941
Accounts Receivable	223,909	123,705	17,012	364,626	0
Accrued Interest Receivable	3,932	1,139	0	5,071	0
Materials and Supplies Inventory	13,807	1,985	0	15,792	0
Prepaid Items	41,165	56,171	1,626	98,962	563
<i>Total Current Assets</i>	<u>3,644,917</u>	<u>2,498,873</u>	<u>569,269</u>	<u>6,713,059</u>	<u>17,504</u>
Noncurrent Assets:					
Deferred Charges	18,087	30,325	0	48,412	0
Restricted Assets:					
Equity in Pooled Cash and Cash Equivalents	2,700	2,700	0	5,400	0
Non-Depreciable Capital Assets	752,665	507,840	8,603	1,269,108	0
Depreciable Capital Assets, net	16,615,765	17,478,120	7,302,362	41,396,247	0
<i>Total Noncurrent Assets</i>	<u>17,389,217</u>	<u>18,018,985</u>	<u>7,310,965</u>	<u>42,719,167</u>	<u>0</u>
<i>Total Assets</i>	<u>21,034,134</u>	<u>20,517,858</u>	<u>7,880,234</u>	<u>49,432,226</u>	<u>17,504</u>
<b>Liabilities:</b>					
Current Liabilities:					
Accrued Wages and Benefits	17,262	26,627	6,120	50,009	2,141
Intergovernmental Payable	76,556	12,015	21,983	110,554	600
Accounts Payable	27,715	49,627	12,376	89,718	3,588
Contracts Payable	17,250	0	73,665	90,915	0
Retainage Payable	6,304	0	0	6,304	0
Accrued Interest Payable	136,350	106,143	696	243,189	0
Interfund Payable	3,000	3,000	3,000	9,000	0
Notes Payable	487,500	50,000	0	537,500	0
Current Portion of:					
Issue II Payable	12,604	0	0	12,604	0
Compensated Absences Payable	26,652	20,508	4,194	51,354	0
General Obligation Bonds Payable	95,000	245,000	0	340,000	0
Capital Leases Payable	13,035	13,036	22,657	48,728	0
OWDA Loans Payable	0	52,561	0	52,561	0
<i>Total Current Liabilities</i>	<u>919,228</u>	<u>578,517</u>	<u>144,691</u>	<u>1,642,436</u>	<u>6,329</u>
Noncurrent Liabilities Payable from Restricted Assets:					
Customer Deposits Payable	2,700	2,700	0	5,400	0
Long-Term Liabilities (Net of Current Portion):					
Issue II Payable	18,903	0	0	18,903	0
Compensated Absences Payable	33,593	11,641	3,388	48,622	0
Notes Payable	3,087,500	1,900,000	0	4,987,500	0
General Obligation Bonds Payable	687,497	3,455,671	0	4,143,168	0
Capital Leases Payable	18,936	18,935	48,034	85,905	0
OWDA Loans Payable	0	783,965	0	783,965	0
<i>Total Long-Term Liabilities</i>	<u>3,849,129</u>	<u>6,172,912</u>	<u>51,422</u>	<u>10,073,463</u>	<u>0</u>
<i>Total Liabilities</i>	<u>4,768,357</u>	<u>6,751,429</u>	<u>196,113</u>	<u>11,715,899</u>	<u>6,329</u>
<b>Net Assets:</b>					
Invested in Capital Assets, Net of Related Debt	12,970,732	11,834,286	7,240,274	32,045,292	0
Unrestricted	3,295,045	1,932,143	443,847	5,671,035	11,175
<i>Total Net Assets</i>	<u>\$16,265,777</u>	<u>\$13,766,429</u>	<u>\$7,684,121</u>	<u>\$37,716,327</u>	<u>\$11,175</u>

See accompanying notes to the basic financial statements

**City of Pickerington, Ohio**  
Statement of Revenues, Expenses, and Changes in Fund Net Assets  
Proprietary Funds  
For the Year Ended December 31, 2006

	Business - Type Activities - Enterprise Funds				Governmental Activities- Internal Service Fund
	Water	Sewer	Stormwater	Total	
<b>Operating Revenues</b>					
Charges for Services	\$1,399,689	\$1,423,713	\$196,415	\$3,019,817	\$253,834
<b>Operating Expenses</b>					
Personal Services	565,520	584,716	238,390	1,388,626	80,696
Contractual Services	445,070	560,490	162,752	1,168,312	29,258
Materials and Supplies	226,290	40,310	11,054	277,654	143,959
Depreciation	507,867	468,603	127,267	1,103,737	0
<i>Total Operating Expenses</i>	<u>1,744,747</u>	<u>1,654,119</u>	<u>539,463</u>	<u>3,938,329</u>	<u>253,913</u>
<i>Operating (Loss)</i>	<u>(345,058)</u>	<u>(230,406)</u>	<u>(343,048)</u>	<u>(918,512)</u>	<u>(79)</u>
<b>Non-Operating Revenues (Expenses)</b>					
Interest	92,898	71,994	0	164,892	0
Interest and Fiscal Charges	(200,554)	(314,693)	(5,983)	(521,230)	0
Other Non-Operating Revenues	29,795	12,449	111,567	153,811	0
<i>Total Non-Operating Revenues (Expenses)</i>	<u>(77,861)</u>	<u>(230,250)</u>	<u>105,584</u>	<u>(202,527)</u>	<u>0</u>
<i>Loss Before Contributions</i>	<u>(422,919)</u>	<u>(460,656)</u>	<u>(237,464)</u>	<u>(1,121,039)</u>	<u>(79)</u>
Capital Contributions from Developers	212,372	308,505	235,731	756,608	0
Capital Contributions from Customers	751,231	555,716	153,031	1,459,978	0
Capital Contributions from Other Funds	<u>0</u>	<u>61,014</u>	<u>0</u>	<u>61,014</u>	<u>0</u>
<i>Change in Net Assets</i>	540,684	464,579	151,298	1,156,561	(79)
Net Assets Beginning of Year - Restated (See Note 3)	<u>15,725,093</u>	<u>13,301,850</u>	<u>7,532,823</u>	<u>36,559,766</u>	<u>11,254</u>
<i>Net Assets End of Year</i>	<u><u>\$16,265,777</u></u>	<u><u>\$13,766,429</u></u>	<u><u>\$7,684,121</u></u>	<u><u>\$37,716,327</u></u>	<u><u>\$11,175</u></u>

See accompanying notes to the basic financial statements

**City of Pickerington, Ohio**  
**Statement of Cash Flows**  
**Proprietary Funds**  
**For the Year Ended December 31, 2006**

	Business - Type Activities - Enterprise Funds				Governmental Activities- Internal Service Fund
	Water	Sewer	Stormwater	Total	
<b>Increase (Decrease) in Cash and Cash Equivalents</b>					
<b>Cash Flows from Operating Activities</b>					
Cash Received from Customers	\$1,356,338	\$1,402,883	\$195,293	\$2,954,514	\$0
Cash Received from Transactions with Other Funds	0	0	0	0	253,834
Cash Payments for Employee Services and Benefits	(560,465)	(571,517)	(232,513)	(1,364,495)	(79,982)
Cash Payments for Goods and Services	(698,629)	(590,474)	(70,753)	(1,359,856)	(176,858)
Utility Deposits Received	1,200	1,200	0	2,400	0
Utility Deposits Returned	(750)	(750)	0	(1,500)	0
Other Non-Operating Revenues	29,795	12,449	111,567	153,811	0
<i>Net Cash Provided by (Used for) Operating Activities</i>	<u>127,489</u>	<u>253,791</u>	<u>3,594</u>	<u>384,874</u>	<u>(3,006)</u>
<b>Cash Flows from Investing Activities</b>					
Interest on Investments	112,171	75,838	2,655	190,664	0
<i>Net Cash Provided by Investing Activities</i>	<u>112,171</u>	<u>75,838</u>	<u>2,655</u>	<u>190,664</u>	<u>0</u>
<b>Cash Flows from Capital and Related Financing Activities</b>					
Acquisition of Capital Assets	(262,772)	(652,887)	(80,890)	(996,549)	0
Proceeds from the Sale of Notes	3,575,000	1,950,000	0	5,525,000	0
Tap-In Fees	726,490	616,730	153,031	1,496,251	0
Principal Paid on General Obligation Refunding Bonds	(95,000)	(155,000)	0	(250,000)	0
Principal Paid on General Obligation Bonds	0	(80,000)	0	(80,000)	0
Principal Paid on Notes	(3,822,244)	(1,710,000)	0	(5,532,244)	0
Principal Paid on Issue Two Notes	(12,604)	0	0	(12,604)	0
Principal Paid on OWDA Loans	0	(49,920)	0	(49,920)	0
Principal Paid on Capital Leases	(13,111)	(13,112)	(21,796)	(48,019)	0
Interest Paid on General Obligation Refunding Bonds	(28,345)	(52,858)	0	(81,203)	0
Interest Paid on General Obligation Bonds	0	(115,187)	0	(115,187)	0
Interest Paid on Notes	(118,747)	(40,755)	0	(159,502)	0
Interest Paid on OWDA Loans	0	(43,626)	0	(43,626)	0
Interest Paid on Capital Leases	(2,801)	(2,803)	(3,653)	(9,257)	0
<i>Net Cash Provided by (Used for) Capital and Related Financing Activities</i>	<u>(54,134)</u>	<u>(349,418)</u>	<u>46,692</u>	<u>(356,860)</u>	<u>0</u>
<i>Net Increase (Decrease) in Cash and Cash Equivalents</i>	185,526	(19,789)	52,941	218,678	(3,006)
Cash and Cash Equivalents Beginning of Year	<u>3,179,278</u>	<u>2,338,362</u>	<u>497,690</u>	<u>6,015,330</u>	<u>19,947</u>
<i>Cash and Cash Equivalents End of Year</i>	<u>\$3,364,804</u>	<u>\$2,318,573</u>	<u>\$550,631</u>	<u>\$6,234,008</u>	<u>\$16,941</u>

(continued)

**City of Pickerington, Ohio**  
Statement of Cash Flows  
Proprietary Funds (Continued)  
For the Year Ended December 31, 2006

	Business - Type Activities - Enterprise Funds				Governmental Activities- Internal Service Fund
	Water	Sewer	Stormwater	Total	
<b>Reconciliation of Operating Loss to Net Cash Provided by (Used for) Operating Activities</b>					
Operating Loss	(\$345,058)	(\$230,406)	(\$343,048)	(\$918,512)	(\$79)
Adjustments:					
Other Non-Operating Revenues	29,795	12,449	111,567	153,811	0
Depreciation	507,867	468,603	127,267	1,103,737	0
Changes in Assets and Liabilities:					
Increase in Accounts Receivable	(43,351)	(20,830)	(1,122)	(65,303)	0
Increase in Prepaid Items	(11,840)	(15,450)	(1,626)	(28,916)	(563)
Increase in Materials and Supplies Inventory	(4,990)	(711)	0	(5,701)	0
Increase (Decrease) in Accounts Payable	(12,745)	24,121	8,845	20,221	(2,671)
Increase in Accrued Wages and Benefits Payable	1,562	10,468	1,748	13,778	589
Increase in Contracts Payable	0	0	73,665	73,665	0
Increase in Compensated Absences Payable	3,846	3,147	3,759	10,752	0
Increase in Interfund Payable	3,000	3,000	3,000	9,000	0
Increase in Customer Deposits Payable	450	450	0	900	0
Increase (Decrease) in Intergovernmental Payable	(1,047)	(1,050)	19,539	17,442	(282)
<i>Net Cash Provided by (Used for) Operating Activities</i>	<u>\$127,489</u>	<u>\$253,791</u>	<u>\$3,594</u>	<u>\$384,874</u>	<u>(\$3,006)</u>

Noncash Capital Financing Activities:

Developers contributed \$212,372, \$308,505, and \$235,731 in the form of water, sewer, and stormwater lines, during 2006.  
Customers contributed \$751,231, \$555,716, and \$153,031 in the form of water and sewer and stormwater tap-in fees, during 2006.  
Customers paid \$24,741 on water tap-in fees to be paid over an extended period.  
During 2006, the Tax Increment Financing Cover Construction Capital Projects Fund contributed \$61,014 to the Sewer Enterprise Fund for a tap-in fee reimbursement.

See accompanying notes to the basic financial statements

**City of Pickerington, Ohio**  
Statement of Fiduciary Assets and Liabilities  
Agency Fund  
December 31, 2006

<b>Assets</b>	
Cash and Cash Equivalents in Segregated Accounts	<u>\$1,930</u>
<i>Total Assets</i>	<u><u>\$1,930</u></u>
<b>Liabilities</b>	
Undistributed Monies	<u>\$1,930</u>
<i>Total Liabilities</i>	<u><u>\$1,930</u></u>

See accompanying notes to the basic financial statements

**City of Pickerington, Ohio**  
Notes to the Basic Financial Statements  
For the Year Ended December 31, 2006

---

**NOTE 1 - REPORTING ENTITY**

The City of Pickerington (the "City") is a charter municipal corporation operating under the laws of the State of Ohio. Pickerington was recognized as a village by the State of Ohio in 1930. The Village of Pickerington adopted a charter on November 4, 1980. On April 29, 1991, Pickerington was declared a City.

The municipal government provided by the charter is known as a mayor-council-manager form of government. Legislative power is vested in a seven-member council, each member elected to a four year term. The Mayor is elected by the citizens of Pickerington for a four year term. The Mayor appoints, with the concurrence of a majority vote of Council, the City Manager. The City Manager is the chief executive officer and the head of the administrative agencies of the City. She appoints all department heads and employees, except as otherwise provided in the Charter. The City Manager is responsible to the Mayor for the proper administration of all affairs of the City.

**Reporting Entity**

The financial reporting entity is comprised of the primary government, component units and other organizations that are included to ensure that the financial statements of the City are not misleading.

The primary government consists of all funds and departments that are not legally separate from the City. Services provided by the primary government include police protection, street maintenance and repairs, community and economic development, parks and recreation, and water, sewer, and stormwater services. A staff provides support (i.e., payroll processing, accounts payable, revenue collection) to the service providers. The operation and control of these activities is provided by the City Council through the budgetary process and by the City Manager through administrative and managerial requirements and procedures.

Component units are legally separate organizations for which the City is financially accountable. The City is financially accountable for an organization if the City appoints a voting majority of the organization's governing board and (1) the City is able to significantly influence the programs or services performed or provided by the organization; or (2) the City is legally entitled to or can otherwise access the organization's resources; the City is legally obligated or has otherwise assumed the responsibility to finance the deficits of, or provide financial support to, the organization; or the City is obligated for the debt of the organization. Component units also include organizations that are fiscally dependent on the City in that the City approves the budget, the issuance of debt or the levying of taxes. No potential component units met these criteria.

The following potential component units have been excluded from the City's financial statements because the City is not financially accountable for them nor are the entities fiscally dependent on the City:

- Pickerington Local School District
- Pickerington Public Library
- Pickerington Senior Citizens Center, Inc.

The City is associated with four jointly governed organizations and three insurance purchasing pools. These organizations are the Fairfield-Hocking Major Crimes Unit, the Fairfield County Regional Planning Commission, the Mid-Ohio Regional Planning Commission (MORPC), the Fairfield County Combined General Health District, the Central Ohio Risk Management Association Inc. (CORMA), the Central Ohio Health Care Consortium, and the Ohio Municipal League Workers' Compensation Group Rating Program. These organizations are discussed in Notes 19 and 20 to the basic financial statements.

**City of Pickerington, Ohio**  
Notes to the Basic Financial Statements  
For the Year Ended December 31, 2006

---

**NOTE 2 - SUMMARY OF SIGNIFICANT ACCOUNTING POLICIES**

The financial statements of the City of Pickerington have been prepared in conformity with generally accepted accounting principles (GAAP) as applied to local governmental units. The Governmental Accounting Standards Board (GASB) is the accepted standard-setting body for establishing governmental accounting and financial principles. The City also applies Financial Accounting Standards Board (FASB) Statements and Interpretations issued on or before November 30, 1989, to its governmental and business-type activities and to its proprietary funds provided they do not conflict with or contradict GASB pronouncements. The City has elected not to apply FASB statements and interpretations issued after November 30, 1989, to its business-type activities and enterprise funds. The more significant of the City's accounting policies are described below.

**A. Basis of Presentation**

The City's basic financial statements consist of government-wide statements, including a statement of net assets and a statement of activities, and fund financial statements which provide a more detailed level of financial information.

***Government-wide Financial Statements*** The statement of net assets and the statement of activities display information about the City as a whole. These statements include the financial activities of the primary government, except for fiduciary funds. The activities of the internal service fund are eliminated to avoid "doubling up" revenues and expenses. The statements distinguish between those activities of the City that are governmental and those that are considered business-type activities. The statement of net assets presents the financial condition of the governmental and business-type activities of the City. The statement of activities presents a comparison between direct expenses and program revenues for each program or function of the City's governmental activities and for the business-type activities of the City. Direct expenses are those that are specifically associated with a service, program or department and therefore clearly identifiable to a particular function. The policy of the City is to not allocate indirect expenses to functions in the statement of activities. Program revenues include charges paid by the recipient of the goods or services offered by the program, grants and contributions that are restricted to meeting the operational or capital requirements of a particular program and interest earned on grants that is required to be used to support a particular program. Revenues which are not classified as program revenues are presented as general revenues of the City, with certain limited exceptions. The comparison of direct expenses with program revenues identifies the extent to which each business segment or governmental function is self-financing or draws from the general revenues of the City.

***Fund Financial Statements*** During the year, the City segregates transactions related to certain City functions or activities in separate funds in order to aid financial management and to demonstrate legal compliance. Fund financial statements are designed to present financial information of the City at this more detailed level. The focus of governmental and proprietary fund financial statements is on major funds. Each major fund is presented in a separate column. Nonmajor funds are aggregated and presented in a single column. The internal service fund is presented in a single column on the face of the proprietary fund statements. Fiduciary funds are reported by type.

**B. Fund Accounting**

The City uses funds to maintain its financial records during the year. A fund is defined as a fiscal and accounting entity with a self balancing set of accounts. There are three categories of funds: governmental, proprietary and fiduciary.

**City of Pickerington, Ohio**  
Notes to the Basic Financial Statements  
For the Year Ended December 31, 2006

---

**Governmental Funds** Governmental funds are those through which most governmental functions of the City are financed. Governmental fund reporting focuses on the sources, uses and balances of current financial resources. Expendable assets are assigned to the various governmental funds according to the purposes for which they may or must be used. Current liabilities are assigned to the fund from which they will be paid. The difference between governmental fund assets and liabilities is reported as fund balance. The City reports the following major governmental funds:

General Fund - This fund is the operating fund of the City and is used to account for all financial resources except those required to be accounted for in another fund. The general fund balance is available to the City for any purpose provided it is expended or transferred according to the general laws of Ohio and the Charter of the City.

Police Fund – This fund is used to account for property taxes and transfers to pay for police protection.

Debt Service Fund - This fund is used to account for the accumulation of resources for, and the payment of, general long-term debt principal and interest.

Tax Increment Financing Agreement Windmill/ Diley Construction Fund – This fund is used to account for revenues and expenditures associated with the extension of Windermiller Drive, the realignment of Diley Road, and intersection improvements.

Diley Road Improvement Fund – This fund is used to account for loan proceeds from the State Infrastructure Bank for road construction and expenditures for the Diley Road widening project.

The other governmental funds of the City account for grants and other resources whose use is restricted to a particular purpose.

**Proprietary funds** Proprietary fund reporting focuses on the determination of operating income, changes in net assets, financial position, and cash flows. Proprietary funds are classified as either enterprise or internal service. The City reports the following proprietary funds:

Enterprise Funds – Enterprise funds may be used to account for any activity for which a fee is charged to external users for goods or services. The City reports the following major enterprise funds:

Water Fund –This fund is used to account for water services provided to individuals and commercial users. The costs of providing these services are financed primarily through user charges.

Sewer Fund –This fund is used to account for sanitary sewer services provided to individuals and commercial users. The costs of providing these services are financed primarily through user charges.

Stormwater Fund –This fund is used to account for stormwater services provided to individuals and commercial users. The costs of providing these services are financed primarily through a flat rate monthly charge.

**City of Pickerington, Ohio**  
Notes to the Basic Financial Statements  
For the Year Ended December 31, 2006

---

Internal Service Fund – Internal Service funds are used to account for the financing of services provided by one department or agency to other departments or agencies of the City on a cost-reimbursement basis. The internal service fund is used to account for the maintenance and repair of City vehicles and equipment and fuel purchased for City vehicles and the related charges for service.

***Fiduciary funds*** Fiduciary fund reporting focuses on net assets and changes in net assets. The fiduciary fund category is split into four classifications: pension trust funds, investment trust funds, private-purpose trust funds, and agency funds. Trust funds are used to account for assets held by the City under a trust agreement for individuals, private organizations, or other governments and are therefore not available to support the City's own programs. Agency funds are custodial in nature (assets equal liabilities) and do not involve measurement of results of operations.

The City's fiduciary fund is classified as an agency fund. The agency fund accounts for assets held by the City's mayor's court for distribution to other governments or individuals.

#### C. Measurement Focus

***Government-wide Financial Statements*** The government-wide financial statements are prepared using the economic resources measurement focus. All assets and all liabilities associated with the operation of the City are included on the statement of net assets. The statement of activities presents increases (e.g. revenues) and decreases (e.g. expenses) in total net assets.

***Fund Financial Statements*** All governmental funds are accounted for using a flow of current financial resources measurement focus. With this measurement focus, only current assets and current liabilities generally are included on the balance sheet. The statement of revenues, expenditures and changes in fund balances reports on the sources (i.e., revenues and other financing sources) and uses (i.e., expenditures and other financing uses) of current financial resources. This approach differs from the manner in which the governmental activities of the government-wide financial statements are prepared. Governmental fund financial statements therefore include a reconciliation with brief explanations to better identify the relationship between the government-wide statements and the statements for governmental funds.

Like the government-wide statements, all proprietary fund types are accounted for on a flow of economic resources measurement focus. All assets and all liabilities associated with the operation of these funds are included on the statement of net assets. The statement of changes in revenues, expenses, and changes in fund net assets presents increases (i.e., revenues) and decreases (i.e., expenses) in net total assets. The statement of cash flows provides information about how the City finances and meets the cash flow needs of its proprietary activities.

#### D. Basis of Accounting

Basis of accounting determines when transactions are recorded in the financial records and reported on the financial statements. Government-wide financial statements are prepared using the accrual basis of accounting. Proprietary and fiduciary funds also use the accrual basis of accounting. Governmental funds use the modified accrual basis of accounting. Differences in the accrual and the modified accrual basis of accounting arise in the recognition of revenue, the recording of deferred revenue and in the presentation of expenses versus expenditures.

**City of Pickerington, Ohio**  
Notes to the Basic Financial Statements  
For the Year Ended December 31, 2006

---

**Revenues – Exchange and Non-exchange Transactions** Revenue resulting from exchange transactions, in which each party gives and received essentially equal value, is recorded on the accrual basis when the exchange takes place. On a modified accrual basis, revenue is recorded in the year in which the resources are measurable and become available. Available means that the resources will be collected within the current year or are expected to be collected soon enough thereafter to be used to pay liabilities of the current year. For the City, available means expected to be received within sixty-days of year-end.

The non-exchange transactions, in which the City receives value without directly giving equal value in return, includes income taxes, property taxes, payments in lieu of taxes, impact fees, grants, entitlements and donations. Revenue from income taxes is recognized in the period in which the income is earned. Revenue from property taxes is recognized in the year in which the taxes are levied. Revenues from impact fees are recognized in the year in which resources are required to be used or when use is first permitted. Revenues from grants and entitlements are recognized in the year eligibility requirements have been satisfied. Eligibility requirements include timing requirements, which specify the year when the resources are required to be used or the year when use is first permitted, matching requirements, in which the City must provide local resources to be used for a specified purpose, and expenditure requirements in which the resources are provided to the City on a reimbursable basis. On a modified accrual basis, revenue from nonexchange transactions must also be available before it can be recognized.

Under the modified accrual basis, the following revenue resources are considered to be both measurable and available at year end: interest, federal and state grants, state-levied local shared taxes (including motor vehicle registration fees and gasoline taxes), income taxes, and fees and rentals.

**Deferred Revenue** Deferred revenue arises when assets are recognized before revenue recognition criteria have been satisfied.

Property taxes for which there is an enforceable legal claim as of December 31, 2006, but which were levied to finance year 2007 operations have been recorded as deferred revenue. Payment in lieu of taxes and grants and entitlements received before the eligibility requirements are met are also recorded as deferred revenue.

On governmental fund financial statements, receivables that will not be collected within the available period have also been reported as deferred revenue.

**Expenses/Expenditures** On the accrual basis of accounting, expenses are recognized at the time they are incurred.

The measurement focus of governmental fund accounting is on decreases in net financial resources (expenditures) rather than expenses. Expenditures are generally recognized in the accounting period in which the related fund liability is incurred, if measurable. Allocations of cost, such as depreciation and amortization, are not recognized in governmental funds.

#### E. Budgetary Process

All funds, other than the agency fund, are legally required to be budgeted and appropriated. The Tax Increment Financing Agreement Old Town Construction Capital Projects Fund was not budgeted because the City did not anticipate any financial activity within this fund. The major documents prepared are the tax budget, the certificate of estimated resources and the appropriations resolution, all of which are prepared on the budgetary basis of accounting. The tax budget demonstrates a need for existing or increased tax rates.

**City of Pickerington, Ohio**  
Notes to the Basic Financial Statements  
For the Year Ended December 31, 2006

---

The certificate of estimated resources establishes a limit on the amount the City Council may appropriate. The appropriations resolution is the City Council's authorization to spend resources and sets annual limits on the expenditures plus encumbrances at the level of control selected by the City Council. The legal level of budgetary control is at the fund level for all funds. Any budgetary modifications at this level may only be made by resolution of the City Council. The finance director is given the authority to further allocate fund appropriations within all funds.

The certificate of estimated resources may be amended during the year if projected increases or decreases in revenue are identified by the Finance Director. The amounts reported as the original budgeted amounts on the budgetary statements reflect the amounts on the certificate of estimated resources when the original appropriations were adopted. The amounts reported as the final budgeted amounts on the budgetary statements reflect the amounts on the amended certificate of estimated resources in effect at the time final appropriations were adopted by City Council.

The appropriation resolution is subject to amendment throughout the year with the restriction that appropriations cannot exceed estimated resources. The amounts reported as the original budgeted amounts in the budgetary statements reflect the first appropriation resolution for the fund that covered the entire year, including amounts automatically carried forward from prior years. The amounts reported as the final budgeted amounts represent the final budgeted amounts represent the final appropriation amounts passed by City Council during the year.

F. Cash and Cash Equivalents

Cash balances of the City's funds, except cash held by an escrow agent, are maintained in a pool to improve cash management. Individual fund integrity is maintained through the City's records. Interest in the pool is presented as "equity in pooled cash and cash equivalents."

During 2006, investments were limited to Federal Home Loan Bank Treasury Notes and Bonds, Federal Home Loan Mortgage Corporation Treasury and Discount Notes, Federal Farm Credit Bank Treasury Notes, Bankers Acceptance Notes, certificates of deposit, and the State Treasury Asset Reserve of Ohio (STAR Ohio).

Except for nonparticipating investment contracts, investments are reported at fair value which is based on quoted market prices. Nonparticipating investment contracts such as nonnegotiable certificates of deposit are reported at cost.

The City has invested funds in STAR Ohio during 2006. STAR Ohio is an investment pool managed by the State Treasurer's Office which allows governments within the State to pool their funds for investment purposes. STAR Ohio is not registered with the SEC as an investment company, but does operate in a manner consistent with rule 2a7 of the Investment Company Act of 1940. Investments in STAR Ohio are valued at STAR Ohio's share price which is the price the investment could be sold for on December 31, 2006.

Provisions of the Ohio Revised Code restrict investment procedures. During 2006, interest was distributed to the general fund, certain special revenue funds, capital projects funds, debt service funds, and enterprise funds according to City ordinances. Interest revenue credited to the general fund during 2006 amounted to \$275,594, which includes \$170,674 assigned from other City funds.

Investments with an original maturity of three months or less at the time of purchase and investments of the cash management pool are presented on the financial statements as cash equivalents.

**City of Pickerington, Ohio**  
Notes to the Basic Financial Statements  
For the Year Ended December 31, 2006

---

G. Receivables and Payables

Receivables and payables to be recorded on the City's financial statements are recorded to the extent that the amounts are determined material and substantiated not only by supporting documentation, but also by a reasonable, systematic method of determining their existence, completeness, valuation and in the case of receivables, collectibility.

H. Inventory of Supplies

Inventories represent supplies held for consumption, are presented at cost on a first-in, first-out basis and are expended/expensed when used.

I. Prepaid Items

Payments made to vendors for services that will benefit periods beyond December 31, 2006 are recorded as prepaid items using the consumption method recording a current asset for the prepaid amount and reflecting the expenditure/expense in the year in which services are consumed.

J. Restricted Assets

Restricted cash and cash equivalents in the General fund represent the amount of unclaimed monies not available for appropriation. Restricted cash and cash equivalents in the enterprise funds represent resources set aside by the City for the repayment of water and sewer deposits.

K. Capital Assets and Depreciation

General capital assets are those assets not specifically related to activities reported in the proprietary funds. These assets generally result from expenditures in the governmental funds. These assets are reported in the governmental activities columns of the government-wide statement of net assets but are not reported in the fund financial statements. Capital assets utilized by the enterprise funds are reported both in the business-type activities column of the government-wide statement of net assets and in the fund.

All capital assets are capitalized at cost (or estimated historical cost) and updated for additions and retirements during the year. The City was able to estimate the historical cost for the initial reporting of infrastructure by backtrending (i.e., estimating current replacement cost of the infrastructure to be capitalized and using an appropriate price-level index to deflate the cost to the acquisition year or estimated acquisition year). Donated capital assets are recorded at their fair market values as of the date received. The City maintains a capitalization threshold of five thousand dollars. Improvements are capitalized; the costs of normal maintenance and repairs that do not add to the value of the asset or materially extend an asset's life are not capitalized.

**City of Pickerington, Ohio**  
**Notes to the Basic Financial Statements**  
**For the Year Ended December 31, 2006**

---

All reported capital assets are depreciated except for land and construction in progress. Improvements are depreciated over the remaining useful life of the related capital assets. Useful lives for infrastructure were estimated based on the City's historical records of necessary improvements and replacement. Depreciation is computed using the straight-line method over the following useful lives:

Description	Governmental Activities Estimated Lives	Business-Type Activities Estimated Lives
Building	50 years	50 years
Improvements to Land Other than Buildings	20 years	20 years
Equipment	5-15 years	5-20 years
Vehicles	8 years	8 years
Infrastructure	10-50 years	65 years

The City's infrastructure consists of streets, curbs and gutters, traffic lights, water, sewer, and stormwater lines and does not include infrastructure (roads) acquired prior to December 31, 1980.

**L. Compensated Absences**

Vacation benefits are accrued as a liability as the benefits are earned if the employees' rights to receive compensation are attributable to services already rendered and it is probable that the City will compensate the employees for the benefits through paid time off or some other means. Sick leave benefits are accrued as a liability using the vesting method. The liability includes the employees who are currently eligible to receive termination benefits and those the City has identified as probable of receiving payment in the future. The amount is based on accumulated sick leave and employees' wage rates at year end, taking into consideration any limits specified in the City's termination policy.

The City records a liability for accumulated unused vacation time when earned for all employees with more than one year of service. The City records a liability for accumulated unused sick leave for employees after five years of service.

**M. Accrued Liabilities and Long-Term Obligations**

The City reports all payables, accrued liabilities and long-term obligations in the government-wide financial statements and it reports all payables, accrued liabilities and long-term obligations payable from proprietary funds in the proprietary fund financial statements.

In general, governmental fund payables and accrued liabilities that, once incurred, are paid in a timely manner and in full from current financial resources are reported as obligations of the funds. However, compensated absences that will be paid from governmental funds are reported as a liability in the fund financial statements only to the extent that these liabilities are due for payment during the current year. The City recognizes bonds, loans, capital leases and long-term notes as a liability in the governmental fund financial statements when due.

**N. Bond Premiums and Issuance Costs**

Bond issuance costs and bond premiums are deferred and amortized over the term of the bonds. Bonds payable are reported net of the applicable bond premium. Bond issuance costs are recorded as deferred charges and amortized over the term of the related debt.

**City of Pickerington, Ohio**  
Notes to the Basic Financial Statements  
For the Year Ended December 31, 2006

---

On the governmental fund financial statements, issuance costs and bonds premiums are reported in the current period. The face amount of the debt issue is reported as other financing sources. Premiums received on debt issuances are reported as other financing sources. Issuance costs, whether or not withheld from the actual debt proceeds received, are reported as debt service expenditures.

O. Fund Balance Reserves

The City reserves those portions of fund balance which are legally segregated for specific future use or which do not represent expendable resources and therefore are not available for appropriation or expenditure. Unreserved fund balance indicates that portion of fund balance which is available for appropriation in future periods. Fund balance reserves have been established for encumbrances and unclaimed monies. By law, the City may not appropriate unclaimed monies until the money has remained unclaimed for five years.

P. Net Assets

Net assets represent the difference between assets and liabilities. Net assets invested in capital assets, net of related debt consists of capital assets, net of accumulated depreciation, reduced by the outstanding balances of any borrowings used for the acquisition, construction or improvement of those assets. Net assets are reported as restricted when there are limitations imposed on their use either through the constitutional provisions or through enabling legislation or through external restrictions imposed by creditors, grantors or laws or regulations or other governments.

The government-wide statement of net assets reports \$6,450,975 of restricted net assets, of which none is restricted by enabling legislation.

Net assets restricted for other purposes primarily include activities related to the City's parks, law enforcement, and street and state highway maintenance and repairs.

The City applies restricted resources first when an expense is incurred for purposes for which both restricted and unrestricted net assets are available.

Q. Contributions of Capital

Contributions of capital in the proprietary fund financial statements arise from contributions of capital assets from governmental activities, from outside contributions of capital assets or resources restricted for capital acquisition or construction and from tap-in fees to the extent they exceed the cost of the connection to the system.

R. Internal Activity

Internal allocations of overhead expenses from one function to another or within the same function are eliminated on the Statement of Activities.

Exchange transactions between funds are reported as revenues in the seller funds and as expenditures/expenses in the purchaser fund. Flows of cash or goods from one fund to another without a requirement for repayment should be reported as internal transfers. Interfund transfers are reported as other financing sources/uses in governmental funds and after nonoperating revenues/expenses in proprietary funds. Repayments from funds responsible for particular expenditures/expenses to the funds that initially paid for them are not presented on the fund financial statements.

**City of Pickerington, Ohio**  
Notes to the Basic Financial Statements  
For the Year Ended December 31, 2006

---

S. Estimates

The preparation of financial statements in conformity with generally accepted accounting principles requires management to make estimates and assumptions that affect the amounts reported in the financial statements and accompanying notes. Actual results may differ from those estimates.

T. Operating Revenues and Expenses

Operating revenues are those revenues that are generated directly from the primary activity of the proprietary funds. For the City, these revenues are charges for services for water, sewer and stormwater utility services. Operating expenses are necessary costs that have been incurred in order to provide the good or service that is the primary activity of the fund. Revenues and expenses not meeting the definition are reported as nonoperating.

U. Extraordinary and Special Items

Extraordinary items are transactions or events that are both unusual in nature and infrequent in occurrence. Special items are transactions or events that are within the control of the City that are either unusual in nature or infrequent in occurrence. Neither type of item occurred during 2006.

NOTE 3 – CHANGES IN ACCOUNTING PRINCIPLES AND RESTATEMENT OF NET ASSETS

A. Changes in Accounting Principle

For 2006, the City has implemented GASB Statement No. 44, “Economic Condition Reporting: The Statistical Section” and GASB Statement No. 47, “Accounting for Termination Benefits”.

The purpose of GASB Statement No. 44 is to improve the understandability and usefulness of the information that state and local governments present as supplementary information in the statistical section. The implementation of this statement had no effect on the financial statements.

GASB Statement No. 47 establishes accounting standards for termination benefits. The implementation of this statement had no effect on the financial statements.

B. Restatement of Net Assets

During 2006, the City did not receive homestead/ rollback monies and payment in lieu of taxes revenue that were recorded as an intergovernmental receivable and payment in lieu of taxes receivable and revenues at December 31, 2005; therefore, the governmental activities net assets balance was restated at December 31, 2005:

	<u>Governmental Activities</u>
Governmental Activities Net Assets, December 31, 2005	\$34,594,892
Intergovernmental Restatement	(66,060)
Payment in Lieu of Taxes Restatement	<u>(5,424)</u>
Adjusted Governmental Activities Net Assets, December 31, 2005	<u><u>\$34,523,408</u></u>

**City of Pickerington, Ohio**  
**Notes to the Basic Financial Statements**  
**For the Year Ended December 31, 2006**

---

During 2006, restatements made to the business-type activities capital assets consisted of a decrease of \$495,321 in non-depreciable capital assets resulting from a revision in engineering plans relating to the water and sewer projects. Business-Type Activities net asset balances decreased \$495,321, from \$37,055,087 to \$36,559,766.

	Business-Type Activities
Business-Type Activities Net Assets, December 31, 2005	\$37,055,087
Non-Depreciable Capital Assets Restatement	(495,321)
Adjusted Business-Type Activities Net Assets, December 31, 2005	\$36,559,766

**NOTE 4 – ACCOUNTABILITY**

Fund Type/Fund	Deficit Fund Balances
<u>Capital Projects:</u>	
Tax Increment Financing Agreement Windmill/ Diley Construction	\$2,183,773
Police Impact Fee	14,198
Tax Increment Financing Agreement Old Town Construction	398,668
Tax Increment Financing Agreement Cycle Way Construction	659,460
Tax Increment Financing Agreement Cover Construction	154,092

The deficits in the capital projects funds are the result of the issuance of short-term debt to finance projects in these funds. Once the debt is retired or bonds are issued, the deficits will be eliminated.

**NOTE 5 - BUDGETARY BASIS OF ACCOUNTING**

While reporting financial position, results of operations, and changes in fund balance/retained earnings on the basis of generally accepted accounting principles (GAAP), the budgetary basis, as provided by law, is based upon accounting for certain transactions on a basis of cash receipts, disbursements, and encumbrances.

The Statements of Revenues, Expenditures, and Changes in Fund Balances - Budget (Non-GAAP Basis) and Actual, for the General Fund and Police Major Special Revenue Fund are presented on the budgetary basis to provide a meaningful comparison of actual results with the budget.

The major differences between the budget basis and the GAAP basis are that:

1. Revenues are recorded when received in cash (budget basis) as opposed to when susceptible to accrual (GAAP basis).
2. Expenditures are recorded when paid in cash (budget basis) as opposed to when the liability is incurred (GAAP basis).

**City of Pickerington, Ohio**  
**Notes to the Basic Financial Statements**  
**For the Year Ended December 31, 2006**

---

3. Outstanding year-end encumbrances are treated as expenditures (budget basis) rather than as a reservation of fund balance.
4. Unrecorded cash and fair market value adjustments are reported on the GAAP basis, but not on the budgetary basis.

The adjustments necessary to convert the results of operations for the year on the GAAP basis to the budget basis are as follows:

Net Change in Fund Balances General and Major Special Revenue Fund		
	General	Police
GAAP Basis	\$861,070	\$123,256
Net Adjustment for Revenue Accruals	(193,986)	125
Net Adjustment for Expenditure Accruals	28,751	(61,492)
Beginning of Year:		
Unreported Cash	8,575	0
GASB 31 Adjustment	8,746	0
End of Year:		
Unreported Cash	(2,798)	0
GASB 31 Adjustment	(10,166)	0
Encumbrances	(331,666)	(61,828)
Budget Basis	\$368,526	\$61

**NOTE 6 - DEPOSITS AND INVESTMENTS**

Monies held by the City are classified by State Statute into three categories.

Active deposits are public deposits necessary to meet current demands on the treasury. Such monies must be maintained either as cash in the City treasury, in commercial accounts payable or withdrawable on demand, including negotiable order of withdrawal (NOW) accounts, or in money market deposit accounts.

Inactive deposits are public deposits that Council has identified as not required for use within the current five year period of designation of depositories. Inactive deposits must either be evidenced by certificates of deposit maturing not later than the end of the current period of designation of depositories, or by savings or deposit accounts including, but not limited to, passbook accounts.

Interim deposits are deposits of interim monies. Interim monies are those monies which are not needed for immediate use but which will be needed before the end of the current period of designation of depositories. Interim deposits must be evidenced by time certificates of deposit maturing not more than one year from the date of deposit or by savings or deposit accounts including passbook accounts.

Interim monies held by the City can be deposited or invested in the following securities:

**City of Pickerington, Ohio**  
Notes to the Basic Financial Statements  
For the Year Ended December 31, 2006

---

1. United States treasury notes, bills, bonds, or any other obligation or security issued by the United States treasury or any other obligation guaranteed as to principal and interest by the United States;
2. Bonds, notes, debentures, or any other obligations or securities issued by any federal government agency or instrumentality, including but not limited to, the Federal National Mortgage Association, Federal Home Loan Bank, Federal Farm Credit Bank, Federal Home Loan Mortgage Corporation, and Government National Mortgage Association. All federal agency securities shall be direct issuances of federal government agencies or instrumentalities;
3. Written repurchase agreements in the securities listed above;
4. Bonds and other obligations of the State of Ohio or Ohio local governments;
5. Time certificates of deposit or savings or deposit accounts including, but not limited to, passbook accounts;
6. No-load money market mutual funds consisting exclusively of obligations describe in division (1) or (2) and repurchase agreements secured by such obligations;
7. The State Treasurer's investment pool (STAR Ohio); and,
8. Commercial paper and bankers acceptances if training requirements have been met.
9. Certain bankers' acceptances and commercial paper notes for a period not to exceed one hundred eighty days in an amount not to exceed 25 percent of the interim monies available for investment at any one time.

Investments in stripped principal or interest obligations, reverse repurchase agreements and derivatives are prohibited. The issuance of taxable notes for the purpose of arbitrage, the use of leverage and short selling are also prohibited. Investments may only be made through specified dealers and institutions.

Cash on Hand

At year end, the City had \$11,428 in undeposited cash on hand which is included on the financial statements of the City as part of "equity in pooled cash and cash equivalents".

**Deposits:** Custodial credit risk for deposits is the risk that in the event of bank failure, the City will not be able to recover deposits or collateral securities that are in the possession of an outside party. At year end, \$3,198,620 of the City's bank balance of \$3,650,960 was exposed to custodial credit risk because it was uninsured and uncollateralized. Although all statutory requirements for the deposit of money had been followed, non-compliance with federal requirements could potentially subject the City to a successful claim by the FDIC.

**City of Pickerington, Ohio**  
Notes to the Basic Financial Statements  
For the Year Ended December 31, 2006

---

The City has no deposit policy for custodial risk beyond the requirements of State statute. Ohio law requires that deposits be either insured or be protected by eligible securities pledged to and deposited either with the City or a qualified trustee by the financial institution as security for repayment, or by a collateral pool of eligible securities deposited with a qualified trustee and pledge to secure the repayment of all public monies deposited in the financial institution whose market value at all times shall be at least one hundred five percent of the deposits being secured.

**Investments:** Investments are reported at fair value. As of December 31, 2006, the City had the following investments.

	Fair Value	Maturity
Federal Home Loan Bank - Treasury Note	\$498,355	11/28/2007
Federal Home Loan Bank - Treasury Note	345,415	2/1/2008
Federal Home Loan Bank - Treasury Note	366,848	5/20/2008
Federal Home Loan Bank Bond	392,876	12/24/2007
Federal Home Loan Mortgage Corporation- Discount Note	347,680	2/13/2007
Federal Home Loan Mortgage Corporation- Treasury Note	274,120	4/5/2007
Federal Farm Credit Bank - Treasury Note	374,505	1/16/2007
Bankers Acceptance Notes	245,728	2/7/2007
Bankers Acceptance Notes	173,671	3/5/2007
STAR Ohio	6,053,138	Average 35 Days
Total	\$9,072,336	

Interest Rate Risk

The City's investment policy addresses interest rate risk to the extent that it allows the Finance Director to invest funds primarily in short-term securities so that securities mature to meet cash requirements for ongoing operations, thereby avoiding the need to sell securities on the open market prior to maturity. State statute requires that an investment mature within five years from the date of purchase, unless matched to a specific obligation or debt of the City, and that an investment must be purchased with the expectation that it will be held to maturity. The stated intent of the policy is to avoid the need to sell securities prior to maturity.

Credit Risk

The City's investment policy addresses credit risk to the extent that it limits the Finance Director to invest public funds in a diversified portfolio to minimize potential losses on individual investments and provide maximum security with the highest investment return.

The Federal Home Loan Bank Treasury Notes and Bank Bonds, the Federal Home Loan Mortgage Corporation Treasury Note, and the Federal Farm Credit Bank Treasury Note, carry a rating of Aaa by Moody's. The Federal Home Loan Mortgage Corporation Discount Note and Bankers Acceptance Notes carry a rating of A1 by Moody's. STAR Ohio carries a rating of AAAM by Standard and Poor's. Ohio law requires that STAR Ohio maintain the highest rating provided by at least one nationally recognized standard rating service.

**City of Pickerington, Ohio**  
Notes to the Basic Financial Statements  
For the Year Ended December 31, 2006

---

Custodial Credit Risk

For an investment, custodial credit risk is the risk that, in the event of the failure of the counterparty, the City will not be able to recover the value of its investments or collateral securities that are in the possession of an outside party. The Federal Home Loan Bank Treasury Note in the amount of \$366,848 the Federal Farm Credit Bank Treasury Note in the amount of \$374,505, and the Bankers Acceptance Notes are exposed to custodial credit risk in that they are uninsured, unregistered, and held by the counterparty's trust department or agent but not in the City's name. The City has no investment policy dealing with investment custodial risk beyond the requirement in state statute that prohibits payment for investments prior to the delivery of the securities representing such investments to the Finance Director or qualified trustee.

Concentration of Credit Risk

Concentration of credit risk is defined by the Governmental Accounting Standards Board as having five percent or more invested in the securities of a single issuer. The City places no limit on the amount it may invest in any one issuer. Of the City's total investments, 13% is invested in Federal Home Loan Bank Treasury Notes, 3% is invested in Federal Home Loan Mortgage Corporation Treasury Notes, 4% is invested in Federal Home Loan Mortgage Corporation Discount Notes, 4% is invested in Federal Farm Credit Bank Treasury Notes, 4% is invested in Federal Home Loan Bank Bonds, and 5% is invested in Bankers Acceptance Notes.

NOTE 7 - PROPERTY TAXES

Property taxes include amounts levied against all real, public utility and tangible personal property located in the City. Property tax revenue received during 2006 for real and public utility property taxes represents collections of 2005 taxes. Property tax payments received during 2006 for tangible personal property (other than public utility property) is for 2006 taxes.

2006 real property taxes are levied after October 1, 2006, on assessed value as of January 1, 2006, the lien date. Assessed values are established by State law at 35 percent of the appraised value. 2006 real property taxes are collected in and intended to finance 2007.

Public utility tangible personal property currently is assessed at varying percentages of true value; public utility real property is assessed at 35 percent of true value. 2006 public utility property taxes became a lien December 31, 2005, are levied after October 1, 2006, and are collected in 2007 with real property taxes.

2006 tangible personal property taxes are levied after October 1, 2006, on the value as of December 31, 2005. Collections are made in 2006. Tangible personal property assessments for machinery and equipment were 25 percent of true value and 23 percent of true value of inventory. The tangible personal property tax is being phased out – the assessment percentage for all property including inventory for 2006 is 18.75 percent. This will be reduced to 12.5 percent for 2007, 6.25 percent for 2008 and zero for 2009.

**City of Pickerington, Ohio**  
Notes to the Basic Financial Statements  
For the Year Ended December 31, 2006

---

The full tax rate for all City operations for the year ended December 31, 2006, was \$7.80 per \$1,000 of assessed value. The assessed values of real and tangible personal property upon which 2006 property tax receipts were based are as follows:

	<u>2006</u>
Real Property/ Public Utility Real	\$371,001,510
Public Utility Personal	2,404,130
General Business Personal	<u>3,365,560</u>
Total Assessed Value	<u><u>\$376,771,200</u></u>

Real property taxes are payable annually and semi-annually. If paid annually, payment is due December 31; if paid semi-annually, the first payment is due December 31, with the remainder payable by June 20. Under certain circumstances, State statute permits later payment dates to be established. For 2006, the due dates were February 19 and July 15.

Tangible personal property taxes paid by multi-county taxpayers are due September 20. Single county taxpayers may pay annually or semi-annually. If paid annually, payment is due April 30; paid semi-annually, the first payment is due April 30, with the remainder payable at September 20.

The County Treasurer collects property taxes on behalf of Fairfield County, including the City of Pickerington. The County Auditor periodically remits to the City its portion of the taxes collected. Property taxes receivable represents real and tangible personal property taxes, public utility taxes and outstanding delinquencies which are measurable as of December 31, 2006 and for which there is an enforceable legal claim. In the General Fund and Police Special Revenue Fund, the entire receivable has been offset by deferred revenue since the current taxes were not levied to finance 2006 operations and the collection of delinquent taxes during the available period is not subject to reasonable estimation. On a full accrual basis, collectible delinquent property taxes have been recorded as revenue while the remainder of the receivable is deferred.

#### NOTE 8 - INCOME TAX

The City levies a municipal income tax of one percent on substantially all income earned within the City. In addition, the residents of the City are required to pay income tax on income earned outside of the City; however, the City allows a credit for income taxes paid to another municipality equal to 50 percent of the amount obtained by multiplying the lower of the tax rate of such other municipality or of the City by the taxable income earned in or attributable to the municipality of employment.

Employers within the City are required to withhold income tax on employee compensation and remit the tax to the City quarterly. Corporations and other individual taxpayers are required to pay their estimated tax quarterly and file a declaration semi-annually.

Income tax proceeds are used for general municipal operations, maintenance, new equipment, extension and enlargement of municipal services and facilities and capital improvements of the City of Pickerington. In 2006, the proceeds were receipted into the General Fund.

**City of Pickerington, Ohio**  
Notes to the Basic Financial Statements  
For the Year Ended December 31, 2006

---

**NOTE 9 - RECEIVABLES**

Receivables at December 31, 2006 consisted primarily of taxes, payment in lieu of taxes, intergovernmental receivables arising from grants, entitlements and shared revenues, interest on investments, and utility accounts. All receivables are considered fully collectible within one year.

A summary of intergovernmental receivables follows:

<u>Governmental Activities</u>	
Homestead and Rollback	\$125,100
Local Government Subsidies	202,862
Estate Taxes	2,213
Gasoline Tax	204,795
Motor Vehicle License Tax	51,481
MORPC Grant	243,478
Miscellaneous Reimbursements	<u>271</u>
Total Governmental Activities	<u><u>\$830,200</u></u>

**Payment in Lieu of Taxes**

The City entered into Tax Increment Financing Agreements in 1997 between the City and Bob Evans Farms, Inc., Pickerington Plaza Limited Partnership, and Steak n Shake, Inc., for the purpose of constructing a movie theater, two restaurants and a retail center. During 2002, the City entered into four additional Tax Increment Financing Agreements with various developers for the purpose of constructing several retail and commercial centers.

To encourage these improvements, the companies and home owners were granted an exemption from paying any property taxes on the new construction; however, payments in lieu of taxes are made to the City in an amount equal to the real property taxes that otherwise would have been due in that current year. These payments are being used to finance public improvements and will continue over ten years. The City is not able to record a receivable for all future payments because the payments are based upon projected collections. A receivable has been recorded in the amount of \$427,075 which represents amounts measurable at December 31, 2006.

**City of Pickerington, Ohio**  
**Notes to the Basic Financial Statements**  
**For the Year Ended December 31, 2006**

**NOTE 10 – CAPITAL ASSETS**

Capital asset activity for the year ended December 31, 2006, was as follows:

	Balance December 31, 2005	Additions	Reductions	Balance December 31, 2006
<b><u>Governmental Activities:</u></b>				
Non Depreciable Capital Assets:				
Land	\$3,223,716	\$1,202,499	\$0	\$4,426,215
Construction in Progress	1,413,349	592,005	(218,086)	1,787,268
Total Non Depreciable Capital Assets	<u>4,637,065</u>	<u>1,794,504</u>	<u>(218,086)</u>	<u>6,213,483</u>
Depreciable Capital Assets:				
Land Improvements	1,245,865	247,805	0	1,493,670
Buildings	4,630,502	10,120	0	4,640,622
Equipment	1,075,800	59,909	(49,160)	1,086,549
Infrastructure	44,078,904	980,663	0	45,059,567
Vehicles	846,554	39,814	(30,463)	855,905
Total Depreciable Capital Assets	<u>51,877,625</u>	<u>1,338,311</u>	<u>(79,623)</u>	<u>53,136,313</u>
Accumulated Depreciation:				
Land Improvements	(575,166)	(63,775)	0	(638,941)
Buildings	(829,126)	(92,610)	0	(921,736)
Equipment	(522,335)	(95,500)	49,159	(568,676)
Infrastructure	(9,323,687)	(1,514,243)	0	(10,837,930)
Vehicles	(552,256)	(73,084)	19,272	(606,068)
Total Accumulated Depreciation	<u>(11,802,570)</u>	<u>(1,839,212) *</u>	<u>68,431</u>	<u>(13,573,351)</u>
Total Depreciable Capital Assets, Net	<u>40,075,055</u>	<u>(500,901)</u>	<u>(11,192)</u>	<u>39,562,962</u>
Governmental Capital Assets, Net	<u>\$44,712,120</u>	<u>\$1,293,603</u>	<u>(\$229,278)</u>	<u>\$45,776,445</u>

During 2006, developers contributed \$879,359 in infrastructure. This amount is reflected within Capital Grants and Contributions on the Statement of Activities.

\*Depreciation expense was charged to governmental activities as follows:

<b><u>Governmental Activities:</u></b>	
General Government	\$81,897
Security of Persons and Property	38,598
Transportation	1,558,543
Leisure Time Activities	160,174
Total Depreciation Expense	<u>\$1,839,212</u>

**City of Pickerington, Ohio**  
**Notes to the Basic Financial Statements**  
**For the Year Ended December 31, 2006**

	Restated Balance December 31, 2005	Additions	Reductions	Balance December 31, 2006
<b><u>Business - Type Activities:</u></b>				
Non Depreciable Capital Assets:				
Land	\$840,867	\$0	\$0	\$840,867
Construction in Progress	820,225	711,788	(1,103,772)	428,241
Total Non Depreciable Capital Assets	<u>1,661,092</u>	<u>711,788</u>	<u>(1,103,772)</u>	<u>1,269,108</u>
Depreciable Capital Assets:				
Land Improvements	35,124	0	0	35,124
Buildings	11,535,871	0	0	11,535,871
Equipment	4,786,684	7,225	0	4,793,909
Infrastructure	32,582,193	1,934,045	0	34,516,238
Vehicles	330,579	0	0	330,579
Total Depreciable Capital Assets	<u>49,270,451</u>	<u>1,941,270</u>	<u>0</u>	<u>51,211,721</u>
Accumulated Depreciation:				
Land Improvements	(13,746)	(1,756)	0	(15,502)
Buildings	(3,027,593)	(230,717)	0	(3,258,310)
Equipment	(1,805,364)	(325,949)	0	(2,131,313)
Infrastructure	(3,684,793)	(516,911)	0	(4,201,704)
Vehicles	(180,241)	(28,404)	0	(208,645)
Total Accumulated Depreciation	<u>(8,711,737)</u>	<u>(1,103,737)</u>	<u>0</u>	<u>(9,815,474)</u>
Total Depreciable Capital Assets, Net	<u>40,558,714</u>	<u>837,533</u>	<u>0</u>	<u>41,396,247</u>
Business - Type Activities Capital Assets, Net	<u>\$42,219,806</u>	<u>\$1,549,321</u>	<u>(\$1,103,772)</u>	<u>\$42,665,355</u>

**NOTE 11 - DEFINED BENEFIT PENSION PLANS**

**A. Ohio Public Employees Retirement System**

The City participates in the Ohio Public Employees Retirement System (OPERS). OPERS administers three separate pension plans. The traditional plan is a cost-sharing, multiple-employer defined benefit pension plan. The member-directed plan is a defined contribution plan in which the member invests both member and employer contributions (employer contributions vest over five years at 20 percent per year). Under the member directed plan, members accumulate retirement assets equal to the value of the member and vested employer contributions plus any investment earnings. The combined plan is a cost-sharing, multiple-employer defined benefit pension plan that has elements of both a defined benefit and a defined contribution plan. Under the combined plan, employer contributions are invested by the retirement system to provide a formula retirement benefit similar to the traditional plan benefit. Member contributions, whose investment is self-directed by the member, accumulate retirement assets in a manner similar to the member directed plan.

OPERS provides retirement, disability, survivor and death benefits and annual cost of living adjustments to members of the traditional and combined plans. Members of the member directed plan do not qualify for ancillary benefits. Authority to establish and amend benefits is provided by Chapter 145 of the Ohio Revised Code. OPERS issues a stand-alone financial report that may be obtained by writing to OPERS, 277 E. Town St., Columbus, OH 43215-4642 or by calling (614) 222-6701 or (800) 222-7377.

**City of Pickerington, Ohio**  
Notes to the Basic Financial Statements  
For the Year Ended December 31, 2006

---

For the year ended December 31, 2006, the members of all three plans were required to contribute 9 percent of their annual covered salaries. The City's contribution rate for pension benefits for 2006 was 9.2 percent. The Ohio Revised Code provides statutory authority for member and employer contributions.

The City's required contributions for pension obligations to the traditional and combined plans for the years ended December 31, 2006, 2005, and 2004 were \$262,580, \$253,464 and \$263,863 respectively; 95.32 percent has been contributed for 2006 and 100 percent for 2005 and 2004. Contributions to the member-directed plan for 2006 were \$8,532 made by the City and \$5,605 made by the plan members.

**B. Ohio Police and Fire Pension Fund**

The City contributes to the Ohio Police and Fire Pension Fund (OP&F), a cost-sharing multiple-employer defined benefit pension plan. OP&F provides retirement and disability benefits, annual cost-of-living adjustments, and death benefits to plan members and beneficiaries. Benefit provisions are established by the Ohio State Legislature and are codified in Chapter 742 of the Ohio Revised Code. OP&F issues a publicly available financial report that includes financial information and required supplementary information for the plan. That report may be obtained by writing to the Ohio Police and Fire Pension Fund, 140 East Town Street, Columbus, Ohio 43215-5164.

The City has no firefighters. Plan members are required to contribute 10 percent of their annual covered salary to fund pension obligations while the City is required to contribute 19.50 percent for police officers. Contributions are authorized by State statute. The City's contributions to OP&F for the years ended December 31, 2006, 2005, and 2004 were \$185,713, \$165,187 and \$147,844 respectively, equal to the required contributions for each year. The full amount has been contributed for 2005 and 2004. 96.02 percent has been contributed for 2006.

**NOTE 12 - POSTEMPLOYMENT BENEFITS**

**A. Ohio Public Employees Retirement System**

The Ohio Public Employees Retirement System (OPERS) provides postretirement health care coverage to age and service retirees with ten or more years of qualifying Ohio service credit with either the traditional or combined plans. Health care coverage for disability benefit recipients and qualified survivor recipients is available. Members of the member-directed plan do not qualify for postretirement health care coverage. A portion of each employer's contribution to the traditional or combined plans is set aside for the funding of postretirement health care based on authority granted by State statute. The 2006 local government employer contribution rate was 13.7 percent of covered payroll; 4.50 percent of covered payroll was the portion that was used to fund health care.

Benefits are advance-funded using the individual entry age actuarial cost method. Significant actuarial assumptions, based on OPERS's latest actuarial review performed as of December 31, 2005, include a rate of return on investments of 6.50 percent, an annual increase in active employee total payroll of 4 percent compounded annually (assuming no change in the number of active employees) and an additional increase in total payroll of between .50 percent and 6.3 percent based on additional annual pay increases. Health care premiums were assumed to increase between .50 and 6 percent annually for the next nine years and 4 percent annually after nine years.

**City of Pickerington, Ohio**  
Notes to the Basic Financial Statements  
For the Year Ended December 31, 2006

---

All investments are carried at market. For actuarial valuation purposes, a smoothed market approach is used. Assets are adjusted to reflect 25 percent of unrealized market appreciation or depreciation on investment assets annually, not to exceed a 12 percent corridor.

The number of active contributing participants in the traditional and combined plans was 369,214. The number of active contributing participants for both plans used in the December 31, 2005, actuarial valuation was 358,804. Actual employer contributions for 2006 which were used to fund postemployment benefits were \$128,436. The actual contribution and the actuarially required contribution amounts are the same. OPERS's net assets available for payment of benefits at December 31, 2005, (the latest information available) was \$11.1 billion. The actuarially accrued liability and the unfunded actuarial accrued liability were \$31.3 billion and \$20.2 billion, respectively.

On September 9, 2004, the OPERS Retirement Board adopted a Health Care Preservation Plan (HCPP) with an effective date of January 1, 2007. To improve the solvency of the Health Care Fund, OPERS created a separate investment pool for health care assets. Member and employer contribution rates increased as of January 1, 2006, and January 1, 2007, which will allow additional funds to be allocated to the health care plan.

**B. Ohio Police and Fire Pension Fund**

The Ohio Police and Fire Pension Fund (OP&F) provides postretirement health care coverage to any person who receives or is eligible to receive a monthly service, disability or survivor benefit check or is a spouse or eligible dependent child of such person. An eligible dependent child is any child under the age of 18 whether or not the child is attending school, or under the age of 22 if attending school full-time or on a 2/3 basis.

The Ohio Revised Code provides the authority allowing the Ohio Police and Fire Pension Fund's board of trustees to provide health care coverage and states that health care costs paid from the funds of OP&F shall be included in the employer's contribution rate. Health care funding and accounting is on a pay-as-you-go basis. The total police employer contribution rate is 19.5 percent of covered payroll, of which 7.75 percent of covered payroll was applied to the postemployment health care program during 2006 and 2005. In addition, since July 1, 1992, most retirees have been required to contribute a portion of the cost of their health care coverage through a deduction from their monthly benefit payment. Beginning in 2001, all retirees and survivors have monthly health care contributions.

The City's actual contributions for 2006 that were used to fund postemployment benefits were \$122,492 for police. The OP&F's total health care expense for the year ended December 31, 2005 (the latest information available) was \$108,039,449, which was net of member contributions of \$55,271,881. The number of OP&F participants eligible to receive health care benefits as of December 31, 2005, was 13,922 for police.

**City of Pickerington, Ohio**  
Notes to the Basic Financial Statements  
For the Year Ended December 31, 2006

---

**NOTE 13 – OTHER EMPLOYEE BENEFITS**

**A. Compensated Absences**

Vacation leave is earned at varying rates based upon length of service. A maximum number of vacation hours may be accumulated based on length of service. Any unused vacation exceeding the maximum allowance is eliminated from the employee's leave balance. At the time of termination of employment or death, an employee (or his estate) is paid for his unused vacation leave.

Sick leave is earned at the rate of three and seven tenths hours per eighty hours of service and can be accumulated without limit. In the case of death or retirement of an employee who has ten years of service, an employee or his estate is paid for one-third of his accumulated sick leave up to a maximum payment equal to forty days.

After forty or more days have been accumulated, City employees are eligible to sell back certain amounts of sick leave. The formula depends on the number of sick days taken in the preceding calendar year. Employees eligible to retire within three years are also eligible to sell back leave. All employees must retain a minimum balance of forty days.

**B. Insurance Options**

The City offers dental coverage through Delta Dental of Ohio, life insurance coverage through Jefferson Pilot, and vision coverage through the Vision Service Plan, Inc.

**NOTE 14 - RISK MANAGEMENT**

The City is exposed to various risks of loss related to torts; theft of, damage to, and destruction of assets; errors and omissions; injuries to employees and natural disasters. During 2006, the City contracted with CORMA for property and general liability, automobile liability, boiler and machinery liability, law enforcement liability, and public officials' liability.

Under the CORMA program for general liability, law enforcement liability, and public officials' liability, the City has \$10,000,000 of total liability coverage and \$2,000,000 in coverage for each occurrence. The City carries a \$100,000 deductible for both law enforcement and public officials' liability insurance. Property insurance is covered to a limit of \$200,000,000 with a \$25,000 deductible. Under automobile liability the City has \$1,000,000 of total liability coverage for each occurrence. Automobile insurance carries a \$100 per vehicle deductible for comprehensive coverage and a \$250 per vehicle collision coverage. Boiler and machinery insurance is covered to a limit of \$50,000,000 with various sublimits. The City carries a \$1,000 deductible for boiler and machinery liability. Settlements have not exceeded coverage in any of the last three years. There has not been a significant reduction in coverage from the prior year.

The City participates in the Ohio Municipal League workers' compensation group rating plan (the Plan), an insurance purchasing pool (see Note 20). The Plan is intended to achieve lower workers' compensation rates while establishing safer working conditions and environments for the participants. The workers' compensation experience of the participating municipalities is calculated as one experience in order to create a lower workers' compensation premium rate. Each municipality pays its workers' compensation premium to the State based on the rate for the Plan rather than the municipality's individual rate.

**City of Pickerington, Ohio**  
Notes to the Basic Financial Statements  
For the Year Ended December 31, 2006

---

In order to allocate the savings derived by the formation of the Plan, and to maximize the number of participants in the Plan, annual calculations are made of the total savings accrued to the Plan through its formation. This savings is then compared to the overall savings percentage of the Plan. Collections of rate contributions from or payments of rate equalization rebates to the various participants are then made. Participation in the Plan is limited to municipalities that can meet the Plan's selection criteria. The firm of Gates McDonald & Company performs claims administration, actuarial cost control, and consulting services for participants. Each year the City pays an enrollment fee to the Plan to cover the costs of administering the program.

**NOTE 15 - CAPITAL LEASES - LESSEE DISCLOSURE**

The City has outstanding capital leases for two dump trucks, a mower, a mailing machine, a street sweeper and a police station facility. During 2006, the City entered into two new capital leases for copiers. Each lease meets the criteria of a capital lease as defined by *Statement of Financial Accounting Standards No. 13 "Accounting for Leases,"* which defines a capital lease generally as one which transfers benefits and risks of ownership to the lessee. Capital lease payments are reflected as debt service expenditures in the basic financial statements for governmental funds.

The police facility capital lease obligation relates to the construction of a new police facility and the necessary operational equipment within the facility. On May 28, 2002, as part of the agreement, First Star Bank, as lessor, wired \$4.3 million in lease proceeds to the City for a portion of the costs of construction. The City has expended \$4.3 million for the construction of the building, operational equipment, and infrastructure.

A police facility and equipment acquired by lease has been capitalized in the government-wide statements governmental activities in the amount of \$4,424,415 and business-type activities in the amount of \$258,941, which is equal to the present value of the future minimum lease payments at the time of acquisition. A corresponding liability was recorded in the government-wide statements for governmental activities and business-type activities; respectively. Governmental activities capitalized leased assets are reflected net of accumulated depreciation in the amount of \$3,963,841. Business-type capitalized leases assets are reflected net of accumulated depreciation in the amount of \$206,612.

**City of Pickerington, Ohio**  
Notes to the Basic Financial Statements  
For the Year Ended December 31, 2006

The following is a schedule of the future minimum lease payments net of accumulated depreciation at December 31, 2006 for governmental and business-type activities:

Capitalized Leased Assets	Present Value of Future Minimum Lease Payments	Less Accumulated Depreciation 12/31/2006	Net of Accumulated Depreciation
<b><u>Governmental Activities:</u></b>			
Building	\$4,300,000	(\$409,595)	\$3,890,405
Equipment	47,196	(8,347)	38,849
Vehicle	77,219	(42,632)	34,587
Total Governmental Activities	<u>4,424,415</u>	<u>(460,574)</u>	<u>3,963,841</u>
<b><u>Business-Type Activities:</u></b>			
Equipment	196,167	(37,243)	158,924
Vehicle	62,774	(15,086)	47,688
Total Business-Type Activities	<u>258,941</u>	<u>(52,329)</u>	<u>206,612</u>
Total	<u>\$4,683,356</u>	<u>(\$512,903)</u>	<u>\$4,170,453</u>

Principal payments toward governmental activities capital leases during 2006 totaled \$163,121, \$139,000 for capitalized buildings, \$7,564 for capitalized equipment, and \$16,557 for capitalized vehicles. Principal payments toward business-type activities capital leases during 2006 totaled \$48,019, which was comprised of \$31,965 for capitalized equipment and \$16,054 for capitalized vehicles.

The following is a schedule of the future minimum lease payments at December 31, 2006 for governmental and business-type activities:

Year	Governmental Activities		Business-Type Activities	
	Principal	Interest	Principal	Interest
2007	\$162,866	\$195,294	\$48,728	\$6,371
2008	162,184	186,873	34,307	4,198
2009	172,975	178,174	36,012	2,493
2010	183,868	168,866	12,359	697
2011	186,698	159,340	3,227	37
2012-2016	1,114,000	643,160	0	0
2017-2021	1,489,000	324,951	0	0
2022-2026	354,000	17,946	0	0
Total	<u>\$3,825,591</u>	<u>\$1,874,604</u>	<u>\$134,633</u>	<u>\$13,796</u>

**City of Pickerington, Ohio**  
**Notes to the Basic Financial Statements**  
**For the Year Ended December 31, 2006**

**NOTE 16 - LONG-TERM OBLIGATIONS**

Changes in the City's long-term obligations during 2006 consist of the following:

	Outstanding 12/31/05	Additions	Reductions	Outstanding 12/31/06	Amounts Due Within One Year
<b><u>Governmental Activities:</u></b>					
<b><u>General Obligation Bonds:</u></b>					
Street Improvement					
2004 - \$1,550,000					
Serial Bonds - 5.00%	\$1,505,000	\$0	\$50,000	\$1,455,000	\$50,000
Bond Premium	17,459	0	897	16,562	0
Total General Obligation Bonds	<u>1,522,459</u>	<u>0</u>	<u>50,897</u>	<u>1,471,562</u>	<u>50,000</u>
<b><u>Long-Term Bond Anticipation Notes:</u></b>					
Courtright Road Realignment/ Downtown Streetscape/Diley Road Improvement					
2005 - \$2,170,000 - 1.5%	2,170,000	0	2,170,000	0	0
Land Acquisition - 2005 - \$250,000 - 3.25%	250,000	0	250,000	0	0
Municipal Building Improvement - 2005 \$275,000 - 3.25%	275,000	0	275,000	0	0
Police Facility - 2005 - \$315,000 - 3.25%	315,000	0	315,000	0	0
<b><u>2006 - \$3,870,000 Various Purpose - 4.50%</u></b>					
Courtright Road Realignment/ Downtown Streetscape/ Diley Road Improvement - \$2,170,000					
Land Acquisition - \$250,000	0	2,120,000	0	2,120,000	0
Municipal Building Improvement - \$385,000	0	225,000	0	225,000	0
Police Facility - \$315,000	0	330,000	0	330,000	0
Center Street Property - \$490,000	0	290,000	0	290,000	0
Traffic Control Devices - \$260,000	0	420,000	0	420,000	0
	0	260,000	0	260,000	0
Total Long-Term Bond Anticipation Notes	<u>3,010,000</u>	<u>3,645,000</u>	<u>3,010,000</u>	<u>3,645,000</u>	<u>0</u>
<b><u>Long-Term Loans:</u></b>					
Diley Road Improvement					
State Infrastructure Bank Loan - 2005 \$7,737,113 - 3.00%	2,547,880	1,097,800	0	3,645,680	0
Total Long-Term Loans	<u>2,547,880</u>	<u>1,097,800</u>	<u>0</u>	<u>3,645,680</u>	<u>0</u>
Compensated Absences	392,508	282,666	222,480	452,694	197,349
Capital Leases Payable	3,957,029	31,683	163,121	3,825,591	162,866
Total Governmental Activities	<u>\$11,429,876</u>	<u>\$5,057,149</u>	<u>\$3,446,498</u>	<u>\$13,040,527</u>	<u>\$410,215</u>

(continued)

**City of Pickerington, Ohio**  
**Notes to the Basic Financial Statements**  
**For the Year Ended December 31, 2006**

	Outstanding 12/31/2005	Additions	Reductions	Outstanding 12/31/2006	Amounts Due Within One Year
<b><u>Business-Type Activities:</u></b>					
<b><u>General Obligation Bonds:</u></b>					
Water System Improvement Various Purpose					
Utility General Obligation Refunding Bonds					
2003 - \$1,210,000					
Serial Bonds - 1.50 - 3.625%	\$945,000	\$0	\$95,000	\$850,000	\$95,000
Bond Premium	5,778	0	588	5,190	0
Deferred Amount on Refunding	(80,923)	0	(8,230)	(72,693)	0
Wastewater Treatment Plant Various Purpose					
Utility General Obligation Refunding Bonds					
2003 - \$2,165,000					
Serial Bonds - 1.50 - 3.625%	1,725,000	0	155,000	1,570,000	155,000
Bond Premium	7,403	0	683	6,720	0
Deferred Amount on Refunding	(188,444)	0	(17,395)	(171,049)	0
Sanitary Sewer Improvement Bonds					
1999 - \$2,850,000					
Serial Bonds - 4.85%	2,375,000	0	80,000	2,295,000	90,000
<b>Total General Obligation Bonds</b>	<b>4,788,814</b>	<b>0</b>	<b>305,646</b>	<b>4,483,168</b>	<b>340,000</b>
<b><u>Long-Term Bond Anticipation Notes:</u></b>					
Water Plant Tower - 2005 - \$975,000 - 1.75%					
	775,000	0	775,000	0	0
Sewer D-Line IV and					
Sewer Plant Engineer - 2005 - \$1,710,000 - 2.75%					
	1,615,000	0	1,615,000	0	0
<u>2006 - \$2,725,000 Various Purpose - 4.50%</u>					
Water Plant Tower - \$775,000					
	0	387,500	0	387,500	0
Sewer D-Line II, III & IV and					
Sewer Plant Engineer - \$1,950,000					
	0	1,900,000	0	1,900,000	0
<b>Total Long-Term Bond Anticipation Notes</b>	<b>2,390,000</b>	<b>2,287,500</b>	<b>2,390,000</b>	<b>2,287,500</b>	<b>0</b>
<b><u>Revenue Notes:</u></b>					
Water Plant - 2006 - \$2,847,244 - 3.85%					
	2,847,244	2,700,000	2,847,244	2,700,000	0
<b>Total Revenue Notes</b>	<b>2,847,244</b>	<b>2,700,000</b>	<b>2,847,244</b>	<b>2,700,000</b>	<b>0</b>
<b><u>OWDA Loans:</u></b>					
\$440,864 - 6.25% - 1973 OWDA Loans					
	176,857	0	19,172	157,685	20,370
\$819,398 - 4.64% - 2001 OWDA Notes					
	709,589	0	30,748	678,841	32,191
<b>Total OWDA</b>	<b>886,446</b>	<b>0</b>	<b>49,920</b>	<b>836,526</b>	<b>52,561</b>
\$189,057 - 0.00% - 1994 Issue Two Notes					
	44,111	0	12,604	31,507	12,604
Compensated Absences Payable	89,224	13,316	2,564	99,976	51,354
Capital Leases Payable	182,652	0	48,019	134,633	48,728
<b>Total Business-Type Activities</b>	<b>11,228,491</b>	<b>5,000,816</b>	<b>5,655,997</b>	<b>10,573,310</b>	<b>505,247</b>
<b>Total All Types</b>	<b>\$22,658,367</b>	<b>\$10,057,965</b>	<b>\$9,102,495</b>	<b>\$23,613,837</b>	<b>\$915,462</b>

**City of Pickerington, Ohio**  
Notes to the Basic Financial Statements  
For the Year Ended December 31, 2006

---

**Governmental Activities:**

***General Obligation Bonds***

The 2004 street improvement general obligation serial bonds were issued for the purpose of improving Courtright and Diley roads, realigning East Street, and constructing sidewalks, curbs and gutters on Refugee and Hill roads. The general obligation bonds were sold at a premium of \$18,845 that will be amortized over the term of the bonds. Issuance costs associated with the bond issue in the amount of \$26,380 are deferred and will be amortized over the term of the bonds.

Bonds maturing December 1, 2008 are subject to mandatory sinking fund redemption on December 1, 2007 in the principal amount of \$50,000 plus accrued interest to the date of redemption. Unless otherwise called for redemption, the remaining \$50,000 principal amount of such bonds is to be paid at stated maturity.

Bonds maturing December 1, 2010 are subject to mandatory sinking fund redemption on December 1, 2009 in the principal amount of \$55,000 plus accrued interest to the date of redemption. Unless otherwise called for redemption, the remaining \$60,000 principal amount of such bonds is to be paid at stated maturity.

Bonds maturing December 1, 2012 are subject to mandatory sinking fund redemption on December 1, 2011 in the principal amount of \$65,000 plus accrued interest to the date of redemption. Unless otherwise called for redemption, the remaining \$65,000 principal amount of such bonds is to be paid at stated maturity.

Bonds maturing December 1, 2014 are subject to mandatory sinking fund redemption on December 1, 2013 in the principal amount of \$70,000 plus accrued interest to the date of redemption. Unless otherwise called for redemption, the remaining \$70,000 principal amount of such bonds is to be paid at stated maturity.

Bonds maturing December 1, 2016 are subject to mandatory sinking fund redemption on December 1, 2015 in the principal amount of \$75,000 plus accrued interest to the date of redemption. Unless otherwise called for redemption, the remaining \$80,000 principal amount of such bonds is to be paid at stated maturity.

Bonds maturing December 1, 2018 are subject to mandatory sinking fund redemption on December 1, 2017 in the principal amount of \$85,000 plus accrued interest to the date of redemption. Unless otherwise called for redemption, the remaining \$90,000 principal amount of such bonds is to be paid at stated maturity.

Bonds maturing December 1, 2021 are subject to mandatory sinking fund redemption on December 1, 2019, and on each December 1 thereafter at 100% of the principal amount thereof plus accrued interest to the date of redemption, according to the following schedule:

<u>Year</u>	<u>Principal Amount to be Redeemed</u>
2019	\$95,000
2020	95,000
	<u>\$190,000</u>

Unless otherwise called for redemption, the remaining \$105,000 principal amount of such bonds is to be paid at stated maturity.

**City of Pickerington, Ohio**  
Notes to the Basic Financial Statements  
For the Year Ended December 31, 2006

---

Bonds maturing December 1, 2024 are subject to mandatory sinking fund redemption on December 1, 2022, and on each December 1 thereafter at 100% of the principal amount thereof plus accrued interest to the date of redemption according to the following schedule:

<u>Year</u>	<u>Principal Amount to be Redeemed</u>
2022	\$110,000
2023	115,000
	<u>\$225,000</u>

Unless otherwise called for redemption, the remaining \$120,000 principal amount of such bonds is to be paid at stated maturity.

Bonds maturing after December 1, 2014 are subject to optional redemption, in whole or in part, at the option of the City, in inverse order of maturity, in integral multiples of \$5,000 and by lot within a maturity, on any date commencing December 1, 2014 at the redemption price of 100% of the principal amount to be redeemed, plus accrued interest to the redemption date.

General obligation bonded debt service requirements to maturity are as follows:

<u>Year</u>	<u>Street Improvement General Obligation Bonds</u>		
	<u>Principal</u>	<u>Interest</u>	<u>Total</u>
2007	\$50,000	\$72,750	\$122,750
2008	50,000	70,250	120,250
2009	55,000	67,750	122,750
2010	60,000	65,000	125,000
2011	65,000	62,000	127,000
2012-2016	360,000	259,500	619,500
2017-2021	470,000	159,000	629,000
2022-2024	345,000	35,000	380,000
Total	<u>\$1,455,000</u>	<u>\$791,250</u>	<u>\$2,246,250</u>

***Long-Term Bond Anticipation Notes***

The street improvement bond anticipation notes issued on March 9, 2005, for \$2,170,000 matured on March 9, 2006. These notes were issued for the purpose of constructing streets, sidewalks, curbs and gutters.

The land acquisition bond anticipation notes issued on June 15, 2005, for \$250,000 matured on March 9, 2006. The land acquisition bond anticipation notes were issued for the purpose of paying part of the costs of acquiring real property for use as park land.

The municipal building improvement bond anticipation notes issued on June 15, 2005, for \$275,000 matured on March 9, 2006. The municipal building improvement bond anticipation notes were issued for the purpose of paying part of the cost of constructing and acquiring improvements and renovations to the City Hall and Building Department Buildings.

**City of Pickerington, Ohio**  
Notes to the Basic Financial Statements  
For the Year Ended December 31, 2006

---

The police facility bond anticipation notes issued on September 1, 2005, for \$315,000 matured on March 9, 2006. These notes were issued for the purpose of paying part of the cost of acquiring, constructing, equipping, and furnishing a police building.

The various purpose bond anticipation notes issued on March 7, 2006, for \$3,870,000 will mature on March 7, 2007. The various purpose bond anticipation notes were issued to retire the \$2,170,000 street improvement bond anticipation notes issued on March 9, 2005, the \$250,000 land acquisition and \$275,000 municipal building bond anticipation notes issued on June 15, 2005, and the \$315,000 police facility bond anticipation notes issued on September 1, 2005. The \$2,170,000 street improvement bond anticipation notes dated March 9, 2005, rolled over into bond anticipation notes in the amount of \$2,170,000. The \$315,000 police facility bond anticipation notes dated September 1, 2005, rolled over into bond anticipation notes in the amount of \$315,000. The \$250,000 land acquisition bond anticipation notes dated June 15, 2005, rolled over into bond anticipation notes in the amount of \$250,000. The \$275,000 municipal building improvements bond anticipation notes dated June 15, 2005, rolled over into bond anticipation notes in the amount of \$385,000. The City issued an additional \$110,000 in municipal building improvement bond anticipation notes for costs related to an alarm upgrade and new roof for the municipal building. The City issued \$490,000 in bond anticipation notes to pay part of the costs of acquiring real property for purpose of the City. The City issued \$260,000 in bond anticipation notes for the purpose of paying part of the cost of acquiring and installing traffic control devices and related street improvements.

The new notes are reported as fund obligations to the extent they were repaid upon maturity on March 5, 2007. See Note 23. The portion that was refinanced prior to the issuance of the financial statements is reported as long-term obligations.

***Long-Term Loans***

On October 19, 2005, the City entered into a State Infrastructure Bank Loan agreement with the Ohio Department of Transportation in the amount of \$7,737,113 for the purpose of financing the Diley Road Widening and Realignment Project. The City is pledging municipal income tax revenues, motor vehicle license tax funds, motor vehicle gasoline tax funds, stormwater utility fees, and water utility capacity fees. During 2006, the City drew down \$1,097,800 in loan proceeds. Once the terms of the loan are finalized the Ohio Department of Transportation will provide an amortization schedule of future principal and interest requirements.

***Compensated Absences Payable***

The City will pay compensated absences from the General Fund and the Parks and Recreation, Police, Street, and State Highway Special Revenue Funds.

***Capital Leases Payable***

The City has outstanding capital leases for a dump truck, a mower, copiers, and a police facility. These leases will be repaid through the General Fund, the Parks and Recreation and Street Special Revenue Funds, and the Police Impact Fee Capital Projects Fund.

**City of Pickerington, Ohio**  
Notes to the Basic Financial Statements  
For the Year Ended December 31, 2006

---

**Business-Type Activities:**

***General Obligation Bonds***

The 2003 various purpose utility general obligation refunding bonds originally were issued in the amount of \$3,375,000 with interest rates varying from 1.5 percent to 3.6 percent. The proceeds were used to refund the 1994 water system improvement general obligation bonds in the amount of \$1,095,000 and 1995 wastewater treatment plant improvement general obligation bonds in the amount of \$1,910,000. The general obligation refunding bonds were sold at a premium of \$15,935, which will be amortized over the life of the bonds. Issuance costs associated with the bond issue were \$64,662 and are deferred and will be amortized over the life of the bond issue. These refunding bonds will be repaid from Water and Sewer Enterprise Fund revenues. The advance refunding resulted in a difference between the net carrying amount of the debt and the acquisition price. This difference, reported in the accompanying financial statements as an increase to bonds payable, is being amortized to interest expense through the year 2014 for the water system improvement general obligation bonds and through the year 2015 for the wastewater treatment plant improvement general obligation bonds using the straight-line method. The total amount amortized for 2006 is \$25,625.

The various purpose general obligation refunding bonds maturing on and after December 1, 2004 are subject to prior redemption, by and at the sole opinion of the City, either in whole or in part (as selected by the City) on any date on or after December 1, 2004, at the following redemption prices (expressed as percentages of the principal amount redeemed), plus accrued interest to the redemption date:

<u>Redemption Dates (inclusive)</u>	<u>Redemption Prices</u>
December 1, 2004 through November 30, 2005	102%
December 1, 2005 and thereafter	102%

The 1999 sanitary sewer improvement general obligation bonds, originally issued in the amount of \$2,850,000 with an interest rate of 4.85 percent, were issued for the purpose of retiring the bond anticipation notes previously issued for the purpose of acquiring and constructing a sanitary sewer system. These general obligation bonds will be paid from Sewer Enterprise revenues.

**City of Pickerington, Ohio**  
Notes to the Basic Financial Statements  
For the Year Ended December 31, 2006

Principal and interest requirements to retire the City's general obligation bonds payable from the enterprise funds outstanding at December 31, 2006 were:

Year	Sewer General Obligation Bonds		Water General Obligation Bonds		Total	
	Principal	Interest	Principal	Interest	Principal	Interest
2007	\$245,000	\$161,065	\$95,000	\$26,445	\$340,000	\$187,510
2008	250,000	153,213	95,000	24,308	345,000	177,521
2009	260,000	144,847	105,000	21,932	365,000	166,779
2010	270,000	135,703	100,000	19,045	370,000	154,748
2011	280,000	511,045	110,000	16,045	390,000	527,090
2012-2016	1,370,000	449,555	345,000	24,860	1,715,000	474,415
2017-2021	805,000	214,128	0	0	805,000	214,128
2022-2023	385,000	28,130	0	0	385,000	28,130
Total	\$3,865,000	\$1,797,686	\$850,000	\$132,635	\$4,715,000	\$1,930,321

***Long-Term Bond Anticipation Notes***

The water plant tower bond anticipation notes issued on March 9, 2005 for \$775,000 matured on March 9, 2006. These notes were issued for the purpose of constructing improvements to the water supply and waterworks system of the City.

The sewer D-Line and sewer plant engineer bond anticipation notes issued on June 15, 2005 for \$1,615,000 matured on March 9, 2006. These notes were issued for the purpose of constructing improvements to the sanitary sewer collection and treatment system of the City, including phases three and four of the D-Line sewer project.

The various purpose bond anticipation notes issued on March 7, 2006, for \$2,725,000 will mature on March 7, 2007. The various purpose bond anticipation notes were issued to retire the \$975,000 water tower bond anticipation notes and the \$1,710,000 sewer D-line and sewer plant engineer bond anticipation notes issued on March 9, 2005. The \$975,000 water tower bond anticipation notes dated March 9, 2005, rolled over into bond anticipation notes in the amount of \$775,000 and the \$1,710,000 bond anticipation notes dated June 15, 2005 rolled over into bond anticipation notes in the amount of \$1,950,000. The City issued an additional \$240,000 in bond anticipation notes for construction costs related to Phase 2-C of the D-line sewer project and engineering costs related to the Sycamore Creek E-line sewer project.

***Revenue Notes***

The water plant revenue notes issued on May 15, 2005 for \$2,847,244 matured on March 9, 2006. On March 9, 2006, the notes rolled over into notes for \$2,800,000 which will mature on March 9, 2007. These notes were issued for the purpose of water system improvements.

***OWDA Loans***

The 1973 OWDA loans represent amounts borrowed from the Ohio Water Development Authority for the construction of sewer system improvements. The 2001 OWDA loan borrowed from the Ohio Water Pollution Control Loan Fund was also issued for the purpose of improving the sewer system. During 2006, the City made principal payments of \$19,172 and \$30,748. The loans are paid from Sewer Enterprise Fund revenue.

**City of Pickerington, Ohio**  
Notes to the Basic Financial Statements  
For the Year Ended December 31, 2006

---

***Issue Two***

The Issue Two notes represent amounts borrowed from the Ohio Public Works Commission for the improvement of filters to the water plant. The notes were issued interest free and are paid from Water Enterprise Fund revenue.

Principal and interest requirements to retire the City's OWDA loans and Issue Two notes outstanding at December 31, 2006 were:

<u>Year</u>	<u>OWDA</u>		<u>Issue Two</u>
	<u>Principal</u>	<u>Interest</u>	<u>Principal</u>
2007	\$52,561	\$40,984	\$12,604
2008	55,345	38,200	12,604
2009	58,280	35,266	6,299
2010	61,373	32,172	0
2011	64,634	28,911	0
2012-2016	264,645	97,294	0
2017-2021	279,688	36,915	0
Total	<u>\$836,526</u>	<u>\$309,742</u>	<u>\$31,507</u>

***Compensated Absences Payable***

The City will pay compensated absences from the Water, Sewer, and Stormwater Enterprise Funds.

***Capital Leases Payable***

The City has outstanding capital leases for a dump truck, a mailing machine, and a street sweeper. These leases will be repaid from the Water, Sewer, and Stormwater Enterprise Funds.

As of December 31, 2006, the City's overall legal debt margin (the ability to issue additional amounts of general obligation bonded debt) was \$27,153,520.

**City of Pickerington, Ohio**  
**Notes to the Basic Financial Statements**  
**For the Year Ended December 31, 2006**

**NOTE 17 – SHORT-TERM OBLIGATIONS**

A summary of the short-term note transactions for the year ended December 31, 2006, follows:

<b><u>Governmental Activities:</u></b>	<u>Outstanding</u>	<u>Issued</u>	<u>Retired</u>	<u>Outstanding</u>
	<u>12/31/2005</u>			<u>12/31/2006</u>
<b><u>Revenue Anticipation Notes:</u></b>				
TIF Cover - 2006 - \$262,500 - 4.66%	\$322,500	\$262,500	\$322,500	\$262,500
TIF State Route 256/204/ TIF Hill Road/ TIF Old Town - 2006 - \$393,000 - 4.66%	507,000	393,000	507,000	393,000
TIF Cycle Way - 2006 - \$650,000 - 4.66%	700,000	650,000	700,000	650,000
TIF Windmill/ Diley Road 2006 - \$2,000,000 - 4.08%	2,250,000	2,250,000	2,250,000	2,250,000
Total Revenue Anticipation Notes	<u>3,779,500</u>	<u>3,555,500</u>	<u>3,779,500</u>	<u>3,555,500</u>
<b><u>Bond Anticipation Notes:</u></b>				
<b><u>2006 - \$3,870,000 Various Purpose - 4.50%</u></b>				
Courtright Road Realignment/ Downtown Streetscape/ Diley Road Improvement - \$2,170,000	0	50,000	0	50,000
Land Acquisition - \$250,000	0	25,000	0	25,000
Municipal Building Improvement - \$385,000	0	55,000	0	55,000
Police Facility - \$315,000	0	25,000	0	25,000
Center Street Property - \$490,000	0	70,000	0	70,000
Total Bond Anticipation Notes	<u>0</u>	<u>225,000</u>	<u>0</u>	<u>225,000</u>
Total Governmental Activities	<u>3,779,500</u>	<u>3,780,500</u>	<u>3,779,500</u>	<u>3,780,500</u>
<b><u>Business - Type Activities:</u></b>				
<b><u>Revenue Anticipation Notes:</u></b>				
Water Plant - 2006 - \$2,847,244	0	100,000	0	100,000
<b><u>Bond Anticipation Notes:</u></b>				
Water Plant Tower - 2005 - \$975,000 - 1.75%	200,000	0	200,000	0
Sewer D-Line IV and Sewer Plant Engineer - 2005 - \$1,710,000 - 2.75%	95,000	0	95,000	0
<b><u>2006 - \$2,725,000 Various Purpose - 4.50%</u></b>				
Water Plant Tower - \$775,000	0	387,500	0	387,500
Sewer D-Line II, III, & IV and Sewer Plant Engineer - \$1,950,000	0	50,000	0	50,000
Total Bond Anticipation Notes	<u>295,000</u>	<u>437,500</u>	<u>295,000</u>	<u>437,500</u>
Total All Types	<u>\$4,074,500</u>	<u>\$4,318,000</u>	<u>\$4,074,500</u>	<u>\$4,318,000</u>

**Governmental Activities:**

***Revenue Anticipation Notes***

The TIF Cover revenue anticipation notes issued on September 8, 2006, for \$262,500 will mature on September 7, 2007. These revenue anticipation notes retired the \$322,500 TIF Cover revenue anticipation notes issued on September 8, 2005. These notes were issued for the purpose of constructing street and traffic signal improvements in the State Route 256/ Stonecreek Drive area of the City. The City is pledging tax increment financing revenues as repayment for these revenue anticipation notes.

**City of Pickerington, Ohio**  
Notes to the Basic Financial Statements  
For the Year Ended December 31, 2006

---

The TIF State Route 256/204/ TIF Hill Road/ TIF Old Town revenue anticipation notes issued on September 8, 2006, for \$393,000 will mature on September 7, 2007. These revenue anticipation notes retired the \$507,000 revenue anticipation notes issued on September 9, 2005. These notes were issued for the purpose of constructing street improvements on Hill Road and Blacklick-Eastern Road, which includes the Hill Road connector, widening streets, traffic control devices, sidewalks, curbs and gutters. The City is pledging tax increment financing revenues as repayment for these revenue anticipation notes.

The TIF Cycle Way revenue anticipation notes issued on September 8, 2006, for \$650,000 will mature on September 7, 2007. These revenue anticipation notes retired the \$700,000 revenue anticipation notes issued on September 9, 2005. These notes were issued for the purpose of constructing street improvements in the Cycle Way area. The City is pledging tax increment financing revenues as repayment for these revenue anticipation notes.

The TIF Windmill/ Diley Road revenue anticipation notes issued on September 8, 2006, for \$2,250,000 will mature on September 7, 2007. These revenue anticipation notes retired the \$2,250,000 revenue anticipation notes issued on September 9, 2005. These notes were issued for the purpose of street improvements in the Windmill/ Diley Road areas including constructing turn lane improvements for State Route 256 to establish an exit point for the realignment of Diley Road. The City is pledging tax increment financing revenues as repayment for these revenue anticipation notes.

The various purpose bond anticipation notes issued on March 7, 2006, for \$3,870,000 will mature on March 7, 2007. The various purpose bond anticipation notes were issued to retire the \$2,170,000 street improvement bond anticipation notes issued on March 9, 2005, the \$250,000 land acquisition and \$275,000 municipal building bond anticipation notes issued on June 15, 2005, and the \$315,000 police facility bond anticipation notes issued on September 1, 2005. The \$2,170,000 street improvement bond anticipation notes dated March 9, 2005, rolled over into bond anticipation notes in the amount of \$2,170,000. \$50,000 of the street improvement bond anticipation notes were retired on March 5, 2007. The \$315,000 police facility bond anticipation notes dated September 1, 2005, rolled over into bond anticipation notes in the amount of \$315,000. \$25,000 of the police facility bond anticipation notes were retired on March 5, 2007. The \$250,000 land acquisition bond anticipation notes dated June 15, 2005, rolled over into bond anticipation notes in the amount of \$250,000. \$25,000 of the land acquisition bond anticipation notes were retired on March 5, 2007. The \$275,000 municipal building improvements bond anticipation notes dated June 15, 2005, rolled over into bond anticipation notes in the amount of \$385,000. The City issued an additional \$110,000 in municipal building improvement bond anticipation notes for costs related to an alarm upgrade and new roof for the municipal building. \$55,000 of the municipal building bond anticipation notes were retired on March 5, 2007. The City issued \$490,000 in bond anticipation notes to pay part of the costs of acquiring real property for purpose of the City. \$70,000 of the real property bond anticipation notes were retired on March 5, 2007. The City issued \$260,000 in bond anticipation notes for the purpose of paying part of the cost of acquiring and installing traffic control devices and related street improvements (see Note 23).

**Business-Type Activities:**

***Bond Anticipation Notes***

The water plant tower bond anticipation notes issued on March 9, 2005 for \$975,000 matured on March 9, 2006. \$200,000 of the water plant tower bond anticipation notes were retired on March 9, 2006. These notes were issued for the purpose of constructing improvements to the water supply and waterworks system of the City.

**City of Pickerington, Ohio**  
**Notes to the Basic Financial Statements**  
**For the Year Ended December 31, 2006**

The sewer D-Line and sewer plant engineer bond anticipation notes issued on June 15, 2005 for \$1,710,000 matured on March 9, 2006. \$95,000 of the sewer D-Line and sewer plant engineer bond anticipation notes were retired on March 9, 2006. These notes were issued for the purpose of constructing improvements to the sanitary sewer collection and treatment system of the City, including phases three and four of the D-Line sewer project.

The various purpose bond anticipation notes issued on March 7, 2006, for \$2,725,000 will mature on March 7, 2007. The various purpose bond anticipation notes were issued to retire the \$975,000 water tower bond anticipation notes and the \$1,710,000 sewer D-line and sewer plant engineer bond anticipation notes issued on March 9, 2005. The \$975,000 water tower bond anticipation notes dated March 9, 2005, rolled over into bond anticipation notes in the amount of \$775,000 and the \$1,710,000 bond anticipation notes dated June 15, 2005 rolled over into bond anticipation notes in the amount of \$1,950,000. The City issued an additional \$240,000 in bond anticipation notes for construction costs related to Phase 2-C of the D-line sewer project and engineering costs related to the Sycamore Creek E-line sewer project. \$387,500 of the water plant tower bond anticipation notes and \$50,000 of the sewer D-Line and sewer plant engineer bond anticipation notes were retired on March 7, 2007 (see Note 23).

**NOTE 18 - SIGNIFICANT CONTRACTUAL OBLIGATIONS**

As of December 31, 2006 the City had the following material contractual purchase commitments. The amount for each project is as follows:

<u>Source</u>	<u>Fund</u>	<u>Purchase Commitments</u>	<u>Amount Paid as of December 31, 2006</u>	<u>Amount Remaining on Contracts</u>
Traffic Light Equipment	Street Construction	\$66,000	\$0	\$66,000
State Route 256 Lighting	TIF Cover Construction	129,500	81,980	47,520
Diley Road Widening	Diley Road Improvement	262,197	135,879	126,318
Municipal Facilities Improvements	Municipal Facilities	337,592	162,373	175,219
Anita-Willard Waterline	Water Capital Improvement	143,933	132,928	11,005
Diley Road Well Construction	Water Capital Improvement	446,050	109,431	336,619
Clearwell Construction	Water Capital Improvement	480,945	51,300	429,645
Water Tower Construction	Water Capital Improvement	79,400	24,376	55,024
Emergency Waterline Construction	Water Capital Improvement	125,683	0	125,683
Mingo Main Replacement	Water Capital Improvement	15,365	8,388	6,977
Freedom Way Stream Mitigation	Stormwater	107,571	73,665	33,906
Replace Curb and Gutter	Stormwater	24,000	12,702	11,298
		<u>\$2,218,236</u>	<u>\$793,022</u>	<u>\$1,425,214</u>

**City of Pickerington, Ohio**  
Notes to the Basic Financial Statements  
For the Year Ended December 31, 2006

---

NOTE 19 - JOINTLY GOVERNED ORGANIZATIONS

A. Fairfield Hocking Major Crimes Unit

The City is a participant in the Fairfield Hocking Major Crimes Unit, a jointly governed organization. The organization is composed of an operating board which consists of seven members: the Fairfield County sheriff and prosecuting attorney, the Hocking County sheriff and prosecuting attorney, and the chiefs of police from the City of Pickerington, the City of Lancaster, and the City of Logan. The purpose of the organization is to provide additional police protection to the citizens of Fairfield and Hocking Counties and to reduce the influence and affects of illegal drug trafficking activities and other major crimes. The City contributed \$30,807 in man hours to the Fairfield Hocking Major Crimes Unit during 2006.

B. Fairfield County Regional Planning Commission

The City is a participant in the Fairfield County Regional Planning Commission, a statutorily created political subdivision of the State. Fairfield County, its municipalities, and its townships jointly govern the Commission. All of the County Commissioners are members of the 48-member board, and the County appoints seven of the members of the board. Each member's control over the operation of the Commission is limited to its representation of the board. The Commission makes studies, maps, plans, recommendations, and reports concerning the physical, environmental, social, economic, and governmental characteristics, functions, and services of the County. The City contributed \$1,947 to the Commission during 2006.

C. Mid-Ohio Regional Planning Commission (MORPC)

The City is a participant in the Mid-Ohio Regional Planning Commission (MORPC), a jointly governed organization. The organization is composed of 74 representatives appointed by member governments who make up the Commission, the policy-making body of the organization, and the oversight board. MORPC is a voluntary association of local governments in central and south central Ohio and a regional planning agency whose membership includes 42 political subdivisions in and around Franklin, Ross, Fayette, Delaware, Pickaway, Madison, Licking, and Fairfield counties, Ohio.

The purpose of the organization is to improve the quality of life for member communities by improving housing conditions, to promote and support livability/ sustainability measures as a means of addressing regional growth challenges, and to administer and facilitate the availability of regional environmental infrastructure program funding to the full advantage of MORPC's members. The City contributed \$5,836 in membership dues to the Mid-Ohio Regional Planning Commission during 2006.

D. Fairfield County Combined General Health District

The City is a participant in the Fairfield County Combined General Health District, a jointly governed organization. The organization is composed of an operating board which consists of eleven members: five members representing the City of Lancaster, four members representing Fairfield County with one of the four being a licensed physician within Fairfield County, one member representing the City of Pickerington, and one member representing the Licensing Council of the Fairfield County Combined General Health District. The purpose of the organization is to provide public health district services that are required by the Ohio Revised Code, the Ohio Sanitary Code, and services authorized or required by regulations of the General Health District and requested by the contracting parties. Contributions for all contracting parties, except the City of Lancaster, are based upon taxable valuations. The City of Lancaster's base contribution is \$250,000. During 2006, the City contracted for health services in the amount of \$69,367 from the Fairfield County Combined General Health District.

**City of Pickerington, Ohio**  
Notes to the Basic Financial Statements  
For the Year Ended December 31, 2006

---

NOTE 20 - POOLS

A. Central Ohio Risk Management Association (CORMA)

The Central Ohio Risk Management Association Inc. (CORMA) is a shared risk pool which is administered by four cities in Central Ohio. Its present members in addition to the City of Pickerington are the Cities of Dublin, Upper Arlington and Westerville. CORMA was formed as an Ohio non-profit corporation for the purpose of establishing the CORMA Insurance/Self-Insurance Program, a group primary and excess insurance/self-insurance and risk management program. Each member has a representative on the Board of Trustees that approve bylaws, establish policies and contract with service providers for the best savings. Member cities agree to jointly participate in coverage of losses and pay all contributions necessary for the specified insurance coverage provided by CORMA. Coverage includes comprehensive general liability, property insurance, crime insurance, employee benefits liability, law enforcement liability, public officials' liability, automotive liability, and healthcare professional liability.

B. Central Ohio Health Care Consortium

The Central Ohio Health Care Consortium is a shared risk pool which provides health care benefits for all full-time employees who wish to participate in the plan. The pool consists of twelve political subdivisions who pool risk for basic hospital, surgical and prescription drug coverage. The City pays monthly contributions to the Consortium, which are used to cover claims and administrative costs, and to purchase excess loss insurance for the plan. The Consortium has entered into an agreement for individual and aggregate excess loss coverage with a commercial insurance carrier. The individual excess loss coverage has been structured to indemnify the Plan for medical claims paid for an individual in excess of \$150,000 per claim per year, with an individual lifetime maximum of \$2,000,000. The aggregate excess loss coverage has been structured to indemnify the Plan for aggregated claims paid in excess of \$10,220,020 to a maximum of \$1,000,000 annually. In the event that the losses of the Consortium in any year exceeds amounts paid to the Consortium, together with all stop-loss, reinsurance and other coverage then in effect, then the payment of all uncovered losses shall revert to and be the sole obligation of the political subdivision against which the claim was made. In October 2006, the City entered into a one-year contract with Medical Mutual of Ohio for health insurance coverage.

C. The Ohio Municipal League Workers' Compensation Group Rating Program

The City is participating in a group rating plan for workers' compensation called The Ohio Municipal League Workers' Compensation Group Rating Program, as established under Section 4123.29 of the Ohio Revised Code. The group rating plan is sponsored by the Ohio Municipal League. The Ohio Municipal League is governed by a Board of Trustees, elected by membership. The Board consists of all past presidents of the League, as long as they are municipal officials, and 28 trustees (also municipal officials) elected for two year terms. The Board exercises general oversight over operation of the workers' compensation group. League staff maintains direct and on-going liaison with the program contract operator, Gates McDonald.

NOTE 21 - CONTINGENT LIABILITIES

A. Litigation

The City is of the opinion that the ultimate disposition of claims and legal proceedings will not have a material effect, if any, on the financial condition of the City.

**City of Pickerington, Ohio**  
Notes to the Basic Financial Statements  
For the Year Ended December 31, 2006

---

**B. Federal and State Grants**

For the period January 1, 2006 to December 31, 2006 the City received federal and state grants for specific purposes that are subject to review and audit by grantor agencies or their designee. Such audits could lead to a request for reimbursement to the grantor agency for expenditures disallowed under the terms of the grant. Based on prior experience, the City believes such disallowance, if any, would be immaterial.

**NOTE 22 - INTERFUND ACTIVITY**

Interfund transfers during 2006, consisted of the following:

	<u>Transfer to</u>			<u>Totals</u>
	<u>Major Funds</u>		Other Nonmajor Governmental	
	<u>Police</u>	<u>Debt Service</u>		
<u>Transfer from</u>				
Major Fund:				
General Fund	\$1,780,000	\$283,587	\$519,179	\$2,582,766
Other Nonmajor Governmental	0	259,763	0	259,763
Totals	<u>\$1,780,000</u>	<u>\$543,350</u>	<u>\$519,179</u>	<u>\$2,842,529</u>

The transfer from/to were used to move revenues from the fund that statute or budget requires to collect them to the fund that statute or budget requires to spend them; to move receipts restricted to debt service from the funds collecting the receipts to the debt service fund as debt service payments come due, to use unrestricted revenue collected in the General Fund to finance various programs accounted for in other funds in accordance with budgetary authorizations. All transfers are considered allowable in accordance with Ohio Revised Code Sections 5705.14, 5705.15, and 5705.16.

Interfund balances at December 31, 2006, consist of the following individual interfund receivables and payables:

	<u>Interfund Receivable</u>	
	<u>Major Fund</u>	
	<u>General</u>	
<u>Interfund Payable</u>		
Major Funds:		
Water		\$3,000
Sewer		3,000
Stormwater		3,000
Totals		<u>\$9,000</u>

The interfund payables/ receivables are for Water, Sewer, and Stormwater right of way permit fees that were originally paid by the General Fund.

**City of Pickerington, Ohio**  
Notes to the Basic Financial Statements  
For the Year Ended December 31, 2006

---

**NOTE 23 - SUBSEQUENT EVENTS**

On March 5, 2007, the City issued \$8,632,500 in various purpose bond anticipation notes, with an interest rate of 4.375%, which will mature on March 5, 2008. Of this various purpose issue the City made a principal payment in the amount of \$50,000 on the \$2,170,000 street improvement bond anticipation notes dated March 7, 2006, and rolled the remaining balance of \$2,120,000. The City made a principal payment in the amount of \$25,000 on the \$315,000 police facility bond anticipation notes dated March 7, 2006, and rolled the remaining balance of \$290,000. The City made a principal payment in the amount of \$25,000 on the land acquisition bond anticipation notes dated March 7, 2006, and rolled the remaining balance of \$225,000. The City made a principal payment in the amount of \$55,000 on the municipal building improvements bond anticipation notes dated March 7, 2006, and rolled the remaining balance of \$330,000. The City made a principal payment in the amount of \$70,000 on the real property bond anticipation notes dated March 7, 2006, and rolled the remaining balance of \$420,000. The \$260,000 traffic control devices bond anticipation notes dated March 7, 2006 rolled over into bond anticipation notes in the amount of \$260,000. The \$2,800,000 water plant revenue notes dated March 9, 2006 rolled over into bond anticipation notes in the amount of \$2,700,000. The City made a principal payment in the amount of \$100,000 and rolled the remaining balance of \$2,700,000 into the various purpose issue. The City made a principal payment in the amount of \$387,500 on the \$775,000 water plant tower bond anticipation notes dated March 7, 2006, and rolled the remaining balance of \$387,500. The City made a principal payment in the amount of \$50,000 on the \$1,950,000 sewer D-Line and sewer plant engineer bond anticipation notes dated March 7, 2006, and rolled the remaining balance of \$1,900,000

During 2007, the City drew down an additional \$528,158 State Infrastructure Bank loan proceeds from the Ohio Department of Transportation for the purpose of financing the Diley Road widening and realignment project.

## **GENERAL FUND**

---

The General Fund accounts for all financial resources received and used for services traditionally provided by a city government and not required to be accounted for in other funds.

**City of Pickerington, Ohio**  
Schedule of Revenues, Expenditures, and Changes  
In Fund Balance - Budget (Non-GAAP Basis) and Actual  
General Fund  
For the Year Ended December 31, 2006

	Original	Final	Actual	Variance Positive (Negative)
<b>Revenues</b>				
Property and Other Taxes	\$804,700	\$818,700	\$849,834	\$31,134
Municipal Income Taxes	3,872,300	3,880,300	3,910,284	29,984
Charges for Services	239,560	391,560	308,118	(83,442)
Licenses and Permits	397,565	397,565	458,948	61,383
Fines and Forfeitures	113,000	113,000	115,926	2,926
Intergovernmental	467,862	458,862	671,188	212,326
Interest	130,000	130,000	264,867	134,867
Rent	0	0	7,500	7,500
Contributions and Donations	7,500	7,500	9,197	1,697
Other	83,021	81,121	86,641	5,520
<b>Total Revenues</b>	<b>6,115,508</b>	<b>6,278,608</b>	<b>6,682,503</b>	<b>403,895</b>
<b>Expenditures</b>				
Current:				
General Government				
Council				
Personal Services	153,898	153,898	131,650	22,248
Contractual Services	30,426	30,426	20,139	10,287
Materials and Supplies	1,500	1,500	994	506
<b>Total Council</b>	<b>185,824</b>	<b>185,824</b>	<b>152,783</b>	<b>33,041</b>
Mayor				
Personal Services	33,051	33,051	31,305	1,746
Contractual Services	4,300	4,300	1,169	3,131
Materials and Supplies	3,070	3,070	672	2,398
<b>Total Mayor</b>	<b>40,421</b>	<b>40,421</b>	<b>33,146</b>	<b>7,275</b>
City Manager				
Personal Services	100,476	101,458	100,868	590
Contractual Services	7,275	6,457	3,762	2,695
Materials and Supplies	1,750	1,586	1,564	22
<b>Total City Manager</b>	<b>109,501</b>	<b>109,501</b>	<b>106,194</b>	<b>3,307</b>
Receptionist				
Personal Services	104,000	103,275	100,897	2,378
Contractual Services	0	30	30	0
Materials and Supplies	750	1,445	1,420	25
<b>Total Reception</b>	<b>104,750</b>	<b>104,750</b>	<b>102,347</b>	<b>2,403</b>
Facilities Operations Administration				
Personal Services	54,355	54,355	53,448	907
Contractual Services	1,000	1,000	150	850
Materials and Supplies	6,561	6,561	485	6,076
<b>Total Facilities Operations Administration</b>	<b>61,916</b>	<b>61,916</b>	<b>54,083</b>	<b>7,833</b>

(continued)

**City of Pickerington, Ohio**  
Schedule of Revenues, Expenditures, and Changes  
In Fund Balance - Budget (Non-GAAP Basis) and Actual  
General Fund (Continued)  
For the Year Ended December 31, 2006

	<u>Original</u>	<u>Final</u>	<u>Actual</u>	Variance Positive (Negative)
Personnel Department				
Personal Services	\$7,920	\$6,920	\$6,523	\$397
Contractual Services	25,264	24,707	22,284	2,423
Materials and Supplies	<u>4,283</u>	<u>3,158</u>	<u>1,503</u>	<u>1,655</u>
Total Personnel Department	<u>37,467</u>	<u>34,785</u>	<u>30,310</u>	<u>4,475</u>
Public Information				
Contractual Services	42,300	43,750	43,060	690
Materials and Supplies	<u>1,700</u>	<u>250</u>	<u>192</u>	<u>58</u>
Total Public Information	<u>44,000</u>	<u>44,000</u>	<u>43,252</u>	<u>748</u>
Records Retention				
Contractual Services	<u>4,580</u>	<u>4,580</u>	<u>2,850</u>	<u>1,730</u>
Personal Appeals Board				
Personal Services	750	750	0	750
Contractual Services	4,600	4,600	1,477	3,123
Materials and Supplies	<u>200</u>	<u>200</u>	<u>16</u>	<u>184</u>
Total Personal Appeals Board	<u>5,550</u>	<u>5,550</u>	<u>1,493</u>	<u>4,057</u>
Engineer				
Personal Services	50,225	50,225	28,100	22,125
Contractual Services	<u>135,467</u>	<u>155,007</u>	<u>114,592</u>	<u>40,415</u>
Total Engineer	<u>185,692</u>	<u>205,232</u>	<u>142,692</u>	<u>62,540</u>
Law Director				
Contractual Services	<u>512,084</u>	<u>512,084</u>	<u>367,729</u>	<u>144,355</u>
Temporary Employees				
Personal Services	<u>14,385</u>	<u>14,385</u>	<u>14,295</u>	<u>90</u>

(continued)

**City of Pickerington, Ohio**  
Schedule of Revenues, Expenditures, and Changes  
In Fund Balance - Budget (Non-GAAP Basis) and Actual  
General Fund (Continued)  
For the Year Ended December 31, 2006

	<u>Original</u>	<u>Final</u>	<u>Actual</u>	Variance Positive (Negative)
Mayor's Court Clerk				
Personal Services	\$68,880	\$68,880	\$68,313	\$567
Contractual Services	31,058	31,058	26,333	4,725
Materials and Supplies	<u>2,906</u>	<u>2,906</u>	<u>2,611</u>	<u>295</u>
Total Mayor's Court Clerk	<u>102,844</u>	<u>102,844</u>	<u>97,257</u>	<u>5,587</u>
Carnegie Building				
Contractual Services	8,850	8,850	8,314	536
Materials and Supplies	<u>1,000</u>	<u>1,000</u>	<u>841</u>	<u>159</u>
Total Carnegie Building	<u>9,850</u>	<u>9,850</u>	<u>9,155</u>	<u>695</u>
Administrative Assistant				
Personal Services	52,265	52,765	46,401	6,364
Contractual Services	930	430	97	333
Materials and Supplies	<u>2,400</u>	<u>2,400</u>	<u>1,242</u>	<u>1,158</u>
Total Administrative Assistant	<u>55,595</u>	<u>55,595</u>	<u>47,740</u>	<u>7,855</u>
Finance Director				
Personal Services	355,391	365,781	330,492	35,289
Contractual Services	211,612	256,912	240,122	16,790
Materials and Supplies	<u>36,954</u>	<u>53,264</u>	<u>47,058</u>	<u>6,206</u>
Total Finance Director	<u>603,957</u>	<u>675,957</u>	<u>617,672</u>	<u>58,285</u>
Municipal Clerk				
Personal Services	74,354	74,354	68,380	5,974
Contractual Services	1,800	1,800	737	1,063
Materials and Supplies	<u>5,000</u>	<u>5,000</u>	<u>1,587</u>	<u>3,413</u>
Total Municipal Clerk	<u>81,154</u>	<u>81,154</u>	<u>70,704</u>	<u>10,450</u>
Computer Networking				
Personal Services	2,000	2,000	0	2,000
Contractual Services	35,795	35,795	28,214	7,581
Materials and Supplies	<u>10,000</u>	<u>20,500</u>	<u>7,927</u>	<u>12,573</u>
Total Computer Networking	<u>47,795</u>	<u>58,295</u>	<u>36,141</u>	<u>22,154</u>
<i>Total General Government</i>	<u>2,207,365</u>	<u>2,306,723</u>	<u>1,929,843</u>	<u>376,880</u>
Security of Persons and Property				
Street Lighting				
Contractual Services	69,537	79,234	75,739	3,495
Materials and Supplies	<u>0</u>	<u>303</u>	<u>151</u>	<u>152</u>
Total Street Lighting	<u>69,537</u>	<u>79,537</u>	<u>75,890</u>	<u>3,647</u>

(continued)

**City of Pickerington, Ohio**  
Schedule of Revenues, Expenditures, and Changes  
In Fund Balance - Budget (Non-GAAP Basis) and Actual  
General Fund (Continued)  
For the Year Ended December 31, 2006

	<u>Original</u>	<u>Final</u>	<u>Actual</u>	Variance Positive (Negative)
Jail Fees				
Contractual Services	\$1,000	\$1,000	\$0	\$1,000
<i>Total Security of Persons and Property</i>	<u>70,537</u>	<u>80,537</u>	<u>75,890</u>	<u>4,647</u>
Public Health Services				
County Health Department				
Contractual Services	73,500	73,500	73,367	133
Senior Citizens				
Contractual Services	10,000	10,000	10,000	0
Handicap Transportation				
Contractual Services	19,300	23,890	22,821	1,069
Materials and Supplies	6,000	7,000	7,844	(844)
Total Handicap Transportation	<u>25,300</u>	<u>30,890</u>	<u>30,665</u>	<u>225</u>
Workers' Compensation				
Personal Services	10,000	10,000	11,363	(1,363)
Contractual Services	6,500	6,500	5,868	632
Total Workers' Compensation	<u>16,500</u>	<u>16,500</u>	<u>17,231</u>	<u>(731)</u>
Mosquito Control				
Supplies and Materials	15,000	13,350	10,945	2,405
Other	500	500	0	500
Total Mosquito Control	<u>15,500</u>	<u>13,850</u>	<u>10,945</u>	<u>2,905</u>
<i>Total Public Health Services</i>	<u>140,800</u>	<u>144,740</u>	<u>142,208</u>	<u>2,532</u>
Community Environment				
Weed Removal				
Contractual Services	50	63	63	0
Nuisance Abatement				
Contractual Services	500	500	500	0

(continued)

**City of Pickerington, Ohio**  
Schedule of Revenues, Expenditures, and Changes  
In Fund Balance - Budget (Non-GAAP Basis) and Actual  
General Fund (Continued)  
For the Year Ended December 31, 2006

	<u>Original</u>	<u>Final</u>	<u>Actual</u>	Variance Positive (Negative)
Olde Pickerington Village Business Assoc.				
Contractual Services	\$2,500	\$5,000	\$5,000	\$0
Festivals and Celebrations				
Contractual Services	21,000	40,150	40,150	0
Board of Zoning Appeals				
Personal Services	600	600	0	600
Contractual Services	527	527	550	(23)
Supplies and Materials	25	25	0	25
Total Board of Zoning Appeals	<u>1,152</u>	<u>1,152</u>	<u>550</u>	<u>602</u>
Planning and Zoning Commission				
Personal Services	1,000	500	0	500
Contractual Services	570	1,070	1,000	70
Supplies and Materials	0	0	16	(16)
Total Planning and Zoning Commission	<u>1,570</u>	<u>1,570</u>	<u>1,016</u>	<u>554</u>
Land and Buildings				
Contractual Services	175,665	168,415	137,980	30,435
Supplies and Materials	49,929	57,179	49,169	8,010
Capital Outlay	8,000	8,000	8,000	0
Total Land and Buildings	<u>233,594</u>	<u>233,594</u>	<u>195,149</u>	<u>38,445</u>
Development Department				
Personal Services	23,595	59,770	53,862	5,908
Contractual Services	62,713	51,238	44,412	6,826
Supplies and Materials	3,939	1,239	129	1,110
Total Development Department	<u>90,247</u>	<u>112,247</u>	<u>98,403</u>	<u>13,844</u>
Building Inspection				
Personal Services	368,647	368,647	363,310	5,337
Contractual Services	877,832	896,520	443,116	453,404
Supplies and Materials	13,764	27,185	22,851	4,334
Total Building Inspection	<u>1,260,243</u>	<u>1,292,352</u>	<u>829,277</u>	<u>463,075</u>

(continued)

**City of Pickerington, Ohio**  
Schedule of Revenues, Expenditures, and Changes  
In Fund Balance - Budget (Non-GAAP Basis) and Actual  
General Fund (Continued)  
For the Year Ended December 31, 2006

	<u>Original</u>	<u>Final</u>	<u>Actual</u>	Variance Positive (Negative)
Planning and Zoning				
Personal Services	\$236,455	\$221,103	\$187,364	\$33,739
Contractual Services	80,841	123,980	121,950	2,030
Supplies and Materials	<u>9,835</u>	<u>7,535</u>	<u>1,798</u>	<u>5,737</u>
Total Planning and Zoning	<u>327,131</u>	<u>352,618</u>	<u>311,112</u>	<u>41,506</u>
<i>Total Community Environment</i>	<u>1,937,987</u>	<u>2,039,246</u>	<u>1,481,220</u>	<u>558,026</u>
Miscellaneous				
Other General Government				
Contractual Services	9,500	49,035	42,795	6,240
Miscellaneous Dues	21,961	21,961	21,451	510
Election Expenses	4,000	2,910	1,346	1,564
Auditor and Treasurer Fees	16,000	16,000	15,931	69
State Examiner's Fees	<u>25,000</u>	<u>21,622</u>	<u>21,622</u>	<u>0</u>
Total Miscellaneous	<u>76,461</u>	<u>111,528</u>	<u>103,145</u>	<u>8,383</u>
<i>Total Expenditures</i>	<u>4,433,150</u>	<u>4,682,774</u>	<u>3,732,306</u>	<u>950,468</u>
<i>Excess of Revenues Over Expenditures</i>	<u>1,682,358</u>	<u>1,595,834</u>	<u>2,950,197</u>	<u>1,354,363</u>
<b>Other Financing Source (Use)</b>				
Proceeds from the Sale of Capital Assets	200,000	200,000	1,095	(198,905)
Transfers Out	<u>(2,593,156)</u>	<u>(2,622,141)</u>	<u>(2,582,766)</u>	<u>39,375</u>
Total Other Financing Source (Use)	<u>(2,393,156)</u>	<u>(2,422,141)</u>	<u>(2,581,671)</u>	<u>(159,530)</u>
<i>Net Change in Fund Balance</i>	(710,798)	(826,307)	368,526	1,194,833
Fund Balance at Beginning of Year	1,327,798	1,327,798	1,327,798	0
Prior Year Encumbrances Appropriated	<u>157,264</u>	<u>157,264</u>	<u>157,264</u>	<u>0</u>
<i>Fund Balance at End of Year</i>	<u>\$774,264</u>	<u>\$658,755</u>	<u>\$1,853,588</u>	<u>\$1,194,833</u>

## NONMAJOR GOVERNMENTAL FUNDS

---

### Special Revenue Funds

The special revenue funds account for those financial resources that are restricted by legal, regulatory, or administrative action to finance particular functions or activities of the City.

### Capital Projects Funds

The capital projects funds are used to account for financial resources to be used for the acquisition of major capital facilities (other than those financed by proprietary funds).

**City of Pickerington, Ohio**  
**Combining Balance Sheet**  
**Nonmajor Governmental Funds**  
**December 31, 2006**

	<u>Nonmajor Special Revenue Funds</u>	<u>Nonmajor Capital Projects Funds</u>	<u>Total Nonmajor Governmental Funds</u>
<b>Assets:</b>			
Equity in Pooled Cash and Cash Equivalents	\$775,029	\$2,107,818	\$2,882,847
Receivables:			
Permissive Motor Vehicle Registration Fees	5,099	7,649	12,748
Payments in Lieu of Taxes	0	303,750	303,750
Accounts	2,750	0	2,750
Intergovernmental	256,376	0	256,376
Materials and Supplies Inventory	32,491	0	32,491
Prepaid Items	27,815	0	27,815
	<u>27,815</u>	<u>0</u>	<u>27,815</u>
<i>Total Assets</i>	<u>\$1,099,560</u>	<u>\$2,419,217</u>	<u>\$3,518,777</u>
<b>Liabilities:</b>			
Accounts Payable	\$44,720	\$31,942	\$76,662
Accrued Wages and Benefits	14,386	0	14,386
Intergovernmental Payable	4,493	22,554	27,047
Accrued Interest Payable	0	26,373	26,373
Notes Payable	0	1,505,500	1,505,500
Deferred Revenue	169,939	303,750	473,689
	<u>169,939</u>	<u>303,750</u>	<u>473,689</u>
<i>Total Liabilities</i>	<u>233,538</u>	<u>1,890,119</u>	<u>2,123,657</u>
<b>Fund Equity:</b>			
Fund Balances:			
Reserved for Encumbrances	9,286	309,097	318,383
Unreserved, Undesignated, Reported in:			
Special Revenue Funds	856,736	0	856,736
Capital Projects Funds	0	220,001	220,001
	<u>0</u>	<u>220,001</u>	<u>220,001</u>
<i>Total Fund Balances</i>	<u>866,022</u>	<u>529,098</u>	<u>1,395,120</u>
<i>Total Liabilities and Fund Balances</i>	<u>\$1,099,560</u>	<u>\$2,419,217</u>	<u>\$3,518,777</u>

**City of Pickerington, Ohio**  
Combining Statement of Revenues, Expenditures, and Changes in Fund Balances  
Nonmajor Governmental Funds  
For the Year Ended December 31, 2006

	Nonmajor Special Revenue Funds	Nonmajor Capital Projects Funds	Total Nonmajor Governmental Funds
<b>Revenues:</b>			
Permissive Motor Vehicle Registration Fees	\$64,905	\$97,348	\$162,253
Charges for Services	147,740	0	147,740
Licenses and Permits	81,434	7,000	88,434
Impact Fees	0	922,709	922,709
Fines and Forfeitures	11,706	0	11,706
Intergovernmental	531,962	0	531,962
Interest	16,270	83,443	99,713
Payments in Lieu of Taxes	0	481,844	481,844
Rent	3,771	0	3,771
Contributions and Donations	2,695	0	2,695
Other	14,012	0	14,012
	<u>874,495</u>	<u>1,592,344</u>	<u>2,466,839</u>
<b>Expenditures:</b>			
Current:			
General Government	4,866	0	4,866
Security of Persons and Property	179	0	179
Transportation	439,144	0	439,144
Leisure Time Activities	724,720	0	724,720
Capital Outlay	0	910,212	910,212
Debt Service:			
Principal Retirement	19,645	75,000	94,645
Interest and Fiscal Charges	1,164	66,928	68,092
	<u>1,189,718</u>	<u>1,052,140</u>	<u>2,241,858</u>
<i>Total Expenditures</i>			
<i>Excess of Revenues Over (Under) Expenditures</i>	<u>(315,223)</u>	<u>540,204</u>	<u>224,981</u>
<b>Other Financing Sources (Use)</b>			
Notes Issued	0	735,000	735,000
Transfers In	500,000	19,179	519,179
Transfers Out	0	(259,763)	(259,763)
	<u>500,000</u>	<u>494,416</u>	<u>994,416</u>
<i>Total Other Financing Sources (Use)</i>			
<i>Net Changes in Fund Balances</i>	184,777	1,034,620	1,219,397
Fund Balances (Deficits) at Beginning of Year	<u>681,245</u>	<u>(505,522)</u>	<u>175,723</u>
<i>Fund Balances at End of Year</i>	<u>\$866,022</u>	<u>\$529,098</u>	<u>\$1,395,120</u>

## SPECIAL REVENUE FUNDS

---

The special revenue funds account for those financial resources that are restricted by legal, regulatory, or administrative action to finance particular functions or activities of the City.

The following are reported as special revenue funds:

**Major Special Revenue Fund:**

Police Fund - To account for property taxes and transfers to pay for police protection.

**Nonmajor Special Revenue Funds:**

Street Fund - To account for the portion of state gasoline tax and motor vehicle registration fees designated for maintenance and repair of dedicated streets within the City.

State Highway Fund - To account for that portion of state gasoline tax and motor vehicle registration fees designated for maintenance of state highways within the City.

Parks and Recreation Fund - To account for the revenue received from charges for services, donations, and transfers from the General Fund to provide leisure time activities for the citizens of the City.

Computer Fund - To account for the receipt and disbursement of computer funds for the clerk of courts office.

Operation of a Motor Vehicle Under the Influence Enforcement and Education Fund – The OMVI Enforcement and Education Fund is created as authorized per section 4511.99, Ohio Revised Code. To account for funds to be used as designated by the City for informing the public of the laws governing the operation of a motor vehicle while under the influence of alcohol, and other information relating to the operation of a motor vehicle and the consumption of alcoholic beverages.

Law Enforcement Seizure Fund - To account for seized contraband and intergovernmental receipts used for law enforcement purposes as established by Section 2953.43, Ohio Revised Code.

Mandatory Drug Law Enforcement Fund - To account for fine monies collected which are used to subsidize law enforcement efforts that pertain to drug offenses.

Immobilization Fund - To account for the deposit of all fees and intergovernmental receipts received by the police department as a result of the immobilization of motor vehicles.

Urban Forestry Fund - To account for the costs of planting trees.

Community Development Block Grant Revolving Loan Fund - To account for federal grant monies received and expenditures incurred associated with commercial development projects.

**City of Pickerington, Ohio**  
 Schedule of Revenues, Expenditures, and Changes  
 In Fund Balance - Budget (Non-GAAP Basis) and Actual  
 Police Fund  
 For the Year Ended December 31, 2006

	<u>Original</u>	<u>Final</u>	<u>Actual</u>	Variance Positive (Negative)
<b>Revenues</b>				
Property and Other Taxes	\$1,271,000	\$1,307,000	\$1,314,068	\$7,068
Charges for Services	68,160	68,160	130,822	62,662
Intergovernmental	170,025	168,025	184,648	16,623
Contributions and Donations	500	500	1,396	896
Other	42,700	42,700	62,085	19,385
<i>Total Revenues</i>	<u>1,552,385</u>	<u>1,586,385</u>	<u>1,693,019</u>	<u>106,634</u>
<b>Expenditures</b>				
Current:				
Security of Persons and Property				
Personal Services	2,869,566	2,963,595	2,889,421	74,174
Contractual Services	339,770	338,258	333,592	4,666
Materials and Supplies	152,990	201,313	173,060	28,253
Capital Outlay	60,000	80,400	76,885	3,515
<i>Total Expenditures</i>	<u>3,422,326</u>	<u>3,583,566</u>	<u>3,472,958</u>	<u>110,608</u>
<i>Excess of Revenues Under Expenditures</i>	(1,869,941)	(1,997,181)	(1,779,939)	217,242
<b>Other Financing Source:</b>				
Transfers In	<u>1,835,000</u>	<u>1,830,000</u>	<u>1,780,000</u>	<u>(50,000)</u>
<i>Net Change in Fund Balance</i>	(34,941)	(167,181)	61	167,242
Fund Balance at Beginning of Year	175,583	175,583	175,583	0
Prior Year Encumbrances Appropriated	<u>87,533</u>	<u>87,533</u>	<u>87,533</u>	<u>0</u>
<i>Fund Balance at End of Year</i>	<u><u>\$228,175</u></u>	<u><u>\$95,935</u></u>	<u><u>\$263,177</u></u>	<u><u>\$167,242</u></u>

**City of Pickerington, Ohio**  
**Combining Balance Sheet**  
**Nonmajor Special Revenue Funds**  
**December 31, 2006**

	Street	State Highway	Parks and Recreation	Computer	Operation of a Motor Vehicle Under the Influence Enforcement and Education
<b>Assets:</b>					
Equity in Pooled Cash and Cash Equivalents	\$313,719	\$22,471	\$115,818	\$17,493	\$7,907
Receivables:					
Permissive Motor Vehicle Registration Fees	5,099	0	0	0	0
Accounts	0	0	2,750	0	0
Intergovernmental	237,055	19,221	0	0	0
Materials and Supplies Inventory	31,493	0	998	0	0
Prepaid Items	15,326	54	11,872	0	0
<i>Total Assets</i>	<u>\$602,692</u>	<u>\$41,746</u>	<u>\$131,438</u>	<u>\$17,493</u>	<u>\$7,907</u>
<b>Liabilities:</b>					
Accounts Payable	\$3,228	\$816	\$10,098	\$1,777	\$0
Accrued Wages and Benefits	4,238	371	9,057	0	0
Intergovernmental Payable	1,338	125	2,734	0	0
Deferred Revenue	157,194	12,745	0	0	0
<i>Total Liabilities</i>	<u>165,998</u>	<u>14,057</u>	<u>21,889</u>	<u>1,777</u>	<u>0</u>
<b>Fund Balances:</b>					
Reserved for Encumbrances	5,564	0	3,275	401	0
Unreserved:					
Undesignated	431,130	27,689	106,274	15,315	7,907
<i>Total Fund Balances</i>	<u>436,694</u>	<u>27,689</u>	<u>109,549</u>	<u>15,716</u>	<u>7,907</u>
<i>Total Liabilities and Fund Balances</i>	<u>\$602,692</u>	<u>\$41,746</u>	<u>\$131,438</u>	<u>\$17,493</u>	<u>\$7,907</u>

<u>Law Enforcement Seizure</u>	<u>Mandatory Drug Enforcement</u>	<u>Immobilization</u>	<u>Urban Forestry</u>	<u>Community Development Block Grant Revolving Loan</u>	<u>Total Nonmajor Special Revenue Funds</u>
\$2,761	\$5,333	\$6,487	\$221,181	\$61,859	\$775,029
0	0	0	0	0	5,099
0	0	0	0	0	2,750
0	0	100	0	0	256,376
0	0	0	0	0	32,491
0	0	0	563	0	27,815
<u>\$2,761</u>	<u>\$5,333</u>	<u>\$6,587</u>	<u>\$221,744</u>	<u>\$61,859</u>	<u>\$1,099,560</u>
\$0	\$0	\$0	\$28,801	\$0	\$44,720
0	0	0	720	0	14,386
0	0	0	296	0	4,493
0	0	0	0	0	169,939
0	0	0	29,817	0	233,538
0	0	0	46	0	9,286
<u>2,761</u>	<u>5,333</u>	<u>6,587</u>	<u>191,881</u>	<u>61,859</u>	<u>856,736</u>
<u>2,761</u>	<u>5,333</u>	<u>6,587</u>	<u>191,927</u>	<u>61,859</u>	<u>866,022</u>
<u>\$2,761</u>	<u>\$5,333</u>	<u>\$6,587</u>	<u>\$221,744</u>	<u>\$61,859</u>	<u>\$1,099,560</u>

**City of Pickerington, Ohio**  
Combining Statement of Revenues, Expenditures,  
and Changes in Fund Balances  
Nonmajor Special Revenue Funds  
For the Year Ended December 31, 2006

	Street	State Highway	Parks and Recreation	Computer	Operation of a Motor Vehicle Under the Influence Enforcement and Education
<b>Revenues:</b>					
Permissive Motor Vehicle Registration Fees	\$64,905	\$0	\$0	\$0	\$0
Charges for Services	0	0	147,740	0	0
Licenses and Permits	0	0	2,200	0	0
Fines and Forfeitures	0	0	0	9,465	1,854
Intergovernmental	491,186	39,826	0	0	0
Interest	12,421	735	0	0	0
Rent	0	0	3,771	0	0
Contributions and Donations	0	0	2,695	0	0
Other	4,279	1,085	7,587	0	0
<i>Total Revenues</i>	<u>572,791</u>	<u>41,646</u>	<u>163,993</u>	<u>9,465</u>	<u>1,854</u>
<b>Expenditures:</b>					
Current:					
General Government	0	0	0	4,866	0
Security of Persons and Property	0	0	0	0	179
Transportation	414,045	25,099	0	0	0
Leisure Time Activities	0	0	590,816	0	0
Debt Service:					
Principal Retirement	16,557	0	3,088	0	0
Interest and Fiscal Charges	1,021	0	143	0	0
<i>Total Expenditures</i>	<u>431,623</u>	<u>25,099</u>	<u>594,047</u>	<u>4,866</u>	<u>179</u>
<i>Excess of Revenues Over (Under) Expenditures</i>	141,168	16,547	(430,054)	4,599	1,675
<b>Other Financing Source</b>					
Transfers In	0	0	460,000	0	0
<i>Net Changes in Fund Balances</i>	141,168	16,547	29,946	4,599	1,675
Fund Balances at Beginning of Year	<u>295,526</u>	<u>11,142</u>	<u>79,603</u>	<u>11,117</u>	<u>6,232</u>
<i>Fund Balances at End of Year</i>	<u><u>\$436,694</u></u>	<u><u>\$27,689</u></u>	<u><u>\$109,549</u></u>	<u><u>\$15,716</u></u>	<u><u>\$7,907</u></u>

<u>Law Enforcement Seizure</u>	<u>Mandatory Drug Enforcement</u>	<u>Immobilization</u>	<u>Urban Forestry</u>	<u>Community Development Block Grant Revolving Loan</u>	<u>Total Nonmajor Special Revenue Funds</u>
\$0	\$0	\$0	\$0	\$0	\$64,905
0	0	0	0	0	147,740
0	0	0	79,234	0	81,434
0	387	0	0	0	11,706
140	0	810	0	0	531,962
0	0	0	0	3,114	16,270
0	0	0	0	0	3,771
0	0	0	0	0	2,695
0	0	0	1,061	0	14,012
<u>140</u>	<u>387</u>	<u>810</u>	<u>80,295</u>	<u>3,114</u>	<u>874,495</u>
0	0	0	0	0	4,866
0	0	0	0	0	179
0	0	0	0	0	439,144
0	0	0	133,904	0	724,720
0	0	0	0	0	19,645
<u>0</u>	<u>0</u>	<u>0</u>	<u>0</u>	<u>0</u>	<u>1,164</u>
<u>0</u>	<u>0</u>	<u>0</u>	<u>133,904</u>	<u>0</u>	<u>1,189,718</u>
140	387	810	(53,609)	3,114	(315,223)
<u>0</u>	<u>0</u>	<u>0</u>	<u>40,000</u>	<u>0</u>	<u>500,000</u>
140	387	810	(13,609)	3,114	184,777
<u>2,621</u>	<u>4,946</u>	<u>5,777</u>	<u>205,536</u>	<u>58,745</u>	<u>681,245</u>
<u>\$2,761</u>	<u>\$5,333</u>	<u>\$6,587</u>	<u>\$191,927</u>	<u>\$61,859</u>	<u>\$866,022</u>

**City of Pickerington, Ohio**  
Schedule of Revenues, Expenditures, and Changes  
In Fund Balance - Budget (Non-GAAP Basis) and Actual  
Street Fund  
For the Year Ended December 31, 2006

	Final Budget	Actual	Variance Positive (Negative)
<b>Revenues</b>			
Permissive Motor Vehicle Registration Fees	\$62,000	\$63,114	\$1,114
Intergovernmental	430,000	477,550	47,550
Interest	3,500	12,421	8,921
Other	3,864	4,279	415
<i>Total Revenues</i>	<u>499,364</u>	<u>557,364</u>	<u>58,000</u>
<b>Expenditures</b>			
Current:			
Transportation			
Street			
Personal Services	235,226	181,894	53,332
Contractual Services	206,280	181,146	25,134
Materials and Supplies	152,395	57,412	94,983
Capital Outlay	28,000	24,479	3,521
<i>Total Expenditures</i>	<u>621,901</u>	<u>444,931</u>	<u>176,970</u>
<i>Excess of Revenues Over (Under) Expenditures</i>	(122,537)	112,433	234,970
<b>Other Financing Source</b>			
Transfers In	<u>10,000</u>	<u>0</u>	<u>(10,000)</u>
<i>Net Change in Fund Balance</i>	(112,537)	112,433	224,970
Fund Balance at Beginning of Year	188,342	188,342	0
Prior Year Encumbrances Appropriated	<u>6,876</u>	<u>6,876</u>	<u>0</u>
<i>Fund Balance at End of Year</i>	<u><u>\$82,681</u></u>	<u><u>\$307,651</u></u>	<u><u>\$224,970</u></u>

**City of Pickerington, Ohio**  
Schedule of Revenues, Expenditures, and Changes  
In Fund Balance - Budget (Non-GAAP Basis) and Actual  
State Highway Fund  
For the Year Ended December 31, 2006

	Final Budget	Actual	Variance Positive (Negative)
<b>Revenues</b>			
Intergovernmental	\$33,700	\$38,720	\$5,020
Interest	130	735	605
Other	488	1,085	597
<i>Total Revenues</i>	<u>34,318</u>	<u>40,540</u>	<u>6,222</u>
<b>Expenditures</b>			
Current:			
Transportation			
State Highway			
Personal Services	15,705	13,764	1,941
Contractual Services	19,382	11,268	8,114
Materials and Supplies	450	0	450
<i>Total Expenditures</i>	<u>35,537</u>	<u>25,032</u>	<u>10,505</u>
<i>Net Change in Fund Balance</i>	(1,219)	15,508	16,727
Fund Balance at Beginning of Year	6,581	6,581	0
Prior Year Encumbrances Appropriated	<u>382</u>	<u>382</u>	<u>0</u>
<i>Fund Balance at End of Year</i>	<u>\$5,744</u>	<u>\$22,471</u>	<u>\$16,727</u>

**City of Pickerington, Ohio**  
Schedule of Revenues, Expenditures, and Changes  
In Fund Balance - Budget (Non-GAAP Basis) and Actual  
Parks and Recreation Fund  
For the Year Ended December 31, 2006

	Final Budget	Actual	Variance Positive (Negative)
<b>Revenues</b>			
Charges for Services	\$128,625	\$147,740	\$19,115
Licenses and Permits	0	2,200	2,200
Rent	3,400	3,771	371
Contributions and Donations	2,750	2,695	(55)
Other	3,518	4,837	1,319
<i>Total Revenues</i>	<u>138,293</u>	<u>161,243</u>	<u>22,950</u>
<b>Expenditures</b>			
Current:			
Leisure Time Activities			
Parks and Recreation			
Personal Services	320,196	316,600	3,596
Contractual Services	262,141	252,384	9,757
Materials and Supplies	36,674	34,460	2,214
Capital Outlay	3,835	3,835	0
<i>Total Expenditures</i>	<u>622,846</u>	<u>607,279</u>	<u>15,567</u>
<i>Excess of Revenues Under Expenditures</i>	(484,553)	(446,036)	38,517
<b>Other Financing Source</b>			
Transfers In	435,000	460,000	25,000
<i>Net Change in Fund Balance</i>	(49,553)	13,964	63,517
Fund Balance at Beginning of Year	77,487	77,487	0
Prior Year Encumbrances Appropriated	12,539	12,539	0
<i>Fund Balance at End of Year</i>	<u>\$40,473</u>	<u>\$103,990</u>	<u>\$63,517</u>

**City of Pickerington, Ohio**  
Schedule of Revenues, Expenditures, and Changes  
In Fund Balance - Budget (Non-GAAP Basis) and Actual  
Computer Fund  
For the Year Ended December 31, 2006

	Final Budget	Actual	Variance Positive (Negative)
<b>Revenues</b>			
Fines and Forfeitures	\$8,500	\$9,363	\$863
<i>Total Revenues</i>	<u>8,500</u>	<u>9,363</u>	<u>863</u>
<b>Expenditures</b>			
Current:			
General Government			
Computer			
Contractual Services	4,772	3,605	1,167
Materials and Supplies	1,940	557	1,383
Capital Outlay	12,000	0	12,000
<i>Total Expenditures</i>	<u>18,712</u>	<u>4,162</u>	<u>14,550</u>
<i>Net Change in Fund Balance</i>	(10,212)	5,201	15,413
Fund Balance at Beginning of Year	10,280	10,280	0
Prior Year Encumbrances Appropriated	<u>862</u>	<u>862</u>	<u>0</u>
<i>Fund Balance at End of Year</i>	<u><u>\$930</u></u>	<u><u>\$16,343</u></u>	<u><u>\$15,413</u></u>

**City of Pickerington, Ohio**  
 Schedule of Revenues, Expenditures, and Changes  
 In Fund Balance - Budget (Non-GAAP Basis) and Actual  
 Operation of a Motor Vehicle Under the Influence Enforcement and Education Fund  
 For the Year Ended December 31, 2006

	Final Budget	Actual	Variance Positive (Negative)
<b>Revenues</b>			
Fines and Forfeitures	\$1,000	\$1,811	\$811
<i>Total Revenues</i>	<u>1,000</u>	<u>1,811</u>	<u>811</u>
<b>Expenditures</b>			
Current:			
Security of Persons and Property			
Operation of a Motor Vehicle Under			
Intoxication Education			
Contractual Services	2,000	70	1,930
Materials and Supplies	1,530	136	1,394
<i>Total Expenditures</i>	<u>3,530</u>	<u>206</u>	<u>3,324</u>
<i>Net Change in Fund Balance</i>	(2,530)	1,605	4,135
Fund Balance at Beginning of Year	6,129	6,129	0
Prior Year Encumbrances Appropriated	<u>30</u>	<u>30</u>	<u>0</u>
<i>Fund Balance at End of Year</i>	<u><u>\$3,629</u></u>	<u><u>\$7,764</u></u>	<u><u>\$4,135</u></u>

**City of Pickerington, Ohio**  
 Schedule of Revenues, Expenditures, and Changes  
 In Fund Balance - Budget (Non-GAAP Basis) and Actual  
 Law Enforcement Seizure Fund  
 For the Year Ended December 31, 2006

	Final Budget	Actual	Variance Positive (Negative)
<b>Revenues</b>			
Intergovernmental	\$0	\$140	\$140
<b>Expenditures</b>			
<i>Total Expenditures</i>	<u>0</u>	<u>0</u>	<u>0</u>
<i>Net Change in Fund Balance</i>	0	140	140
Fund Balance at Beginning of Year	<u>2,621</u>	<u>2,621</u>	<u>0</u>
<i>Fund Balance at End of Year</i>	<u><u>\$2,621</u></u>	<u><u>\$2,761</u></u>	<u><u>\$140</u></u>

**City of Pickerington, Ohio**  
Schedule of Revenues, Expenditures, and Changes  
In Fund Balance - Budget (Non-GAAP Basis) and Actual  
Mandatory Drug Enforcement Fund  
For the Year Ended December 31, 2006

	Final Budget	Actual	Variance Positive (Negative)
<b>Revenues</b>			
Fines and Forfeitures	\$100	\$387	\$287
<i>Total Revenues</i>	<u>100</u>	<u>387</u>	<u>287</u>
<b>Expenditures</b>			
Current:			
Security of Persons and Property			
Mandatory Drug Enforcement Fund			
Contractual Services	1,000	0	1,000
Materials and Supplies	2,000	0	2,000
<i>Total Expenditures</i>	<u>3,000</u>	<u>0</u>	<u>3,000</u>
<i>Net Change in Fund Balance</i>	(2,900)	387	3,287
Fund Balance at Beginning of Year	<u>4,946</u>	<u>4,946</u>	<u>0</u>
<i>Fund Balance at End of Year</i>	<u><u>\$2,046</u></u>	<u><u>\$5,333</u></u>	<u><u>\$3,287</u></u>

**City of Pickerington, Ohio**  
Schedule of Revenues, Expenditures, and Changes  
In Fund Balance - Budget (Non-GAAP Basis) and Actual  
Immobilization Fund  
For the Year Ended December 31, 2006

	Final Budget	Actual	Variance Positive (Negative)
<b>Revenues</b>			
Intergovernmental	\$700	\$710	\$10
<b>Expenditures</b>			
Current:			
Security of Persons and Property			
Immobilization			
Materials and Supplies	2,000	0	2,000
<i>Net Change in Fund Balance</i>	(1,300)	710	2,010
Fund Balance at Beginning of Year	5,777	5,777	0
<i>Fund Balance at End of Year</i>	<u>\$4,477</u>	<u>\$6,487</u>	<u>\$2,010</u>

**City of Pickerington, Ohio**  
 Schedule of Revenues, Expenditures, and Changes  
 In Fund Balance - Budget (Non-GAAP Basis) and Actual  
 Urban Forestry Fund  
 For the Year Ended December 31, 2006

	Final Budget	Actual	Variance Positive (Negative)
<b>Revenues</b>			
Licenses and Permits	\$79,000	\$79,234	\$234
Other	0	1,061	1,061
<i>Total Revenues</i>	<u>79,000</u>	<u>80,295</u>	<u>1,295</u>
<b>Expenditures</b>			
Current:			
Leisure Time Activities			
Urban Forestry			
Personal Services	69,150	67,326	1,824
Contractual Services	28,663	23,523	5,140
Materials and Supplies	72,649	43,155	29,494
<i>Total Expenditures</i>	<u>170,462</u>	<u>134,004</u>	<u>36,458</u>
<i>Excess of Revenues Under Expenditures</i>	(91,462)	(53,709)	37,753
<b>Other Financing Source</b>			
Transfers In	0	40,000	40,000
<i>Net Change in Fund Balance</i>	(91,462)	(13,709)	77,753
Fund Balance at Beginning of Year	205,497	205,497	0
Prior Year Encumbrances Appropriated	897	897	0
<i>Fund Balance at End of Year</i>	<u><u>\$114,932</u></u>	<u><u>\$192,685</u></u>	<u><u>\$77,753</u></u>

**City of Pickerington, Ohio**  
 Schedule of Revenues, Expenditures, and Changes  
 In Fund Balance - Budget (Non-GAAP Basis) and Actual  
 Community Development Block Grant Revolving Loan Fund  
 For the Year Ended December 31, 2006

	Final Budget	Actual	Variance Positive (Negative)
<b>Revenues</b>			
Intergovernmental	\$1,000	\$3,114	\$2,114
<b>Expenditures</b>			
Current:			
Community Environment			
Community Development Block Grant			
Contractual Services	57,000	0	57,000
<i>Net Change in Fund Balance</i>	(56,000)	3,114	59,114
Fund Balance at Beginning of Year	58,745	58,745	0
<i>Fund Balance at End of Year</i>	<u>\$2,745</u>	<u>\$61,859</u>	<u>\$59,114</u>

## DEBT SERVICE FUNDS

---

The debt service funds are used to account for the accumulation of financial resources for, and the payment of, general long-term debt principal, interest and related costs.

The following are included in debt service funds:

**Major Debt Service Fund:**

Debt Service Fund - To account for revenue used to retire principal, interest, and related costs for general obligation bonds, general obligation bond anticipation notes, loans, and revenue anticipation notes.

**Nonmajor Debt Service Funds:**

Water Debt Service Fund - To account for water revenue that is transferred from the water fund and used to retire note and bond principal, interest, and related costs for water construction projects. For GAAP reporting, this activity is reflected in the Water enterprise fund.

Sewer Debt Service Fund - To account for sewer revenue that is transferred from the sewer fund and used to retire note and bond principal, interest, and related costs for sewer construction projects. For GAAP reporting, this activity is reflected in the Sewer enterprise fund.

**City of Pickerington, Ohio**  
Schedule of Revenues, Expenditures, and Changes  
In Fund Balance - Budget (Non-GAAP Basis) and Actual  
Debt Service Fund  
For the Year Ended December 31, 2006

	Final	Actual	Variance Positive (Negative)
<b>Revenues</b>			
Intergovernmental	\$100	\$0	(\$100)
Payment in Lieu of Taxes	177,289	173,802	(3,487)
Interest	32,239	77,012	44,773
<i>Total Revenues</i>	<u>209,628</u>	<u>250,814</u>	<u>41,186</u>
<b>Expenditures</b>			
Debt Service:			
Principal Retirement	6,978,500	6,978,500	0
Interest and Fiscal Charges	519,927	511,605	8,322
<i>Total Expenditures</i>	<u>7,498,427</u>	<u>7,490,105</u>	<u>8,322</u>
<i>Excess of Revenues Under Expenditures</i>	<u>(7,288,799)</u>	<u>(7,239,291)</u>	<u>49,508</u>
<b>Other Financing Sources</b>			
Notes Issued	6,565,500	6,565,500	0
Transfers In	677,468	636,186	(41,282)
<i>Total Other Financing Sources</i>	<u>7,242,968</u>	<u>7,201,686</u>	<u>(41,282)</u>
<i>Net Change in Fund Balance</i>	(45,831)	(37,605)	8,226
Fund Balance at Beginning of Year	<u>45,953</u>	<u>45,953</u>	<u>0</u>
<i>Fund Balance at End of Year</i>	<u><u>\$122</u></u>	<u><u>\$8,348</u></u>	<u><u>\$8,226</u></u>

**City of Pickerington, Ohio**  
Schedule of Revenues, Expenditures, and Changes  
In Fund Balance - Budget (Non-GAAP Basis) and Actual  
Water Debt Service Fund  
For the Year Ended December 31, 2006

	Final Budget	Actual	Variance Positive (Negative)
<b>Revenues</b>			
Interest	\$7,034	\$7,034	\$0
<i>Total Revenues</i>	<u>7,034</u>	<u>7,034</u>	<u>0</u>
<b>Expenditures</b>			
Debt Service:			
Principal Retirement	3,917,244	3,917,244	0
Interest and Fiscal Charges	147,092	147,092	0
<i>Total Expenditures</i>	<u>4,064,336</u>	<u>4,064,336</u>	<u>0</u>
<i>Excess of Revenues Under Expenditures</i>	<u>(4,057,302)</u>	<u>(4,057,302)</u>	<u>0</u>
<b>Other Financing Sources</b>			
Notes Issued	3,575,000	3,575,000	0
Transfers In	443,919	443,919	0
<i>Total Other Financing Sources</i>	<u>4,018,919</u>	<u>4,018,919</u>	<u>0</u>
<i>Net Change in Fund Balance</i>	(38,383)	(38,383)	0
Fund Balance at Beginning of Year	<u>38,383</u>	<u>38,383</u>	<u>0</u>
<i>Fund Balance at End of Year</i>	<u>\$0</u>	<u>\$0</u>	<u>\$0</u>

**City of Pickerington, Ohio**  
Schedule of Revenues, Expenditures, and Changes  
In Fund Balance - Budget (Non-GAAP Basis) and Actual  
Sewer Debt Service Fund  
For the Year Ended December 31, 2006

	Final Budget	Actual	Variance Positive (Negative)
<b>Revenues</b>			
Interest	\$0	\$15,409	\$15,409
<i>Total Revenues</i>	<u>0</u>	<u>15,409</u>	<u>15,409</u>
<b>Expenditures</b>			
Debt Service:			
Principal Retirement	1,945,000	1,945,000	0
Interest and Fiscal Charges	208,800	208,800	0
<i>Total Expenditures</i>	<u>2,153,800</u>	<u>2,153,800</u>	<u>0</u>
<i>Excess of Revenues Under Expenditures</i>	<u>(2,153,800)</u>	<u>(2,138,391)</u>	<u>15,409</u>
<b>Other Financing Sources</b>			
Notes Issued	1,615,000	1,615,000	0
Transfers In	538,800	523,391	(15,409)
<i>Total Other Financing Sources</i>	<u>2,153,800</u>	<u>2,138,391</u>	<u>(15,409)</u>
<i>Net Change in Fund Balance</i>	0	0	0
Fund Balance at Beginning of Year	<u>0</u>	<u>0</u>	<u>0</u>
<i>Fund Balance at End of Year</i>	<u><u>\$0</u></u>	<u><u>\$0</u></u>	<u><u>\$0</u></u>

## CAPITAL PROJECTS FUNDS

---

The capital projects funds are used to account for financial resources to be used for the acquisition of major capital facilities (other than those financed by proprietary funds).

### **Major Capital Projects Fund:**

Tax Increment Financing Agreement Windmill/ Diley Construction Fund – To account for revenues and expenditures associated with the extension to Windermiller Drive, realignment for Diley Road, intersection improvements, and the construction of storm sewers and sanitary sewers.

Diley Road Improvement Fund - To account for loan proceeds from the State Infrastructure Bank for road construction and expenditures related to the Diley Road widening project.

### **Nonmajor Capital Projects Funds:**

State Route 256 Highway Fund - To account for the permissive motor vehicle registration fees and note proceeds and expenditures related to the widening and improvement of State Route 256.

Tax Increment Financing Agreement State Route 256/204 Construction Fund - To account for revenues and expenditures associated with the completion of the State Route 256/204 Interceptor project.

Street Construction Fund – To account for revenue and expenditures associated with street construction projects.

Street Impact Fee Fund - To account for the street impact fee revenues and expenditures related to street capital improvement projects.

Park Capital Improvement Fund - To account for a percentage of the estate tax money transferred from the General Fund, and building permit monies to be used for capital improvements to the City's parks.

Community Development Block Grant Fund - To account for grant monies and related expenditures for projects within the City.

Police Impact Fee Fund - To account for police impact fee revenues and expenditures associated with the building and maintenance of the police station.

Tax Increment Financing Agreement Old Town Construction Fund – A tax increment financing agreement for improvements to the infrastructure of a project known as Old Town Place (Town Square). For budgetary purposes, the payment of the note is reflected in the Debt Service Fund.

Tax Increment Financing Agreement Cycle Way Construction Fund – A tax increment financing agreement for improvements to the Blacklick-Eastern Road, a roadway from the culvert to the north to the existing roadway on the American Motorcycle Association parcel, and the widening and intersection improvements of Yarmouth Road.

Tax Increment Financing Agreement Cover Construction Fund – A tax increment financing agreement for a roadway by Picktown Beverage for the company of Kohls to begin business within the City.

(continued)

## **CAPITAL PROJECTS FUNDS (Continued)**

---

Street Improvement Trust Fund - To account for monies received from developers for future capital improvements to the City.

Sidewalk Improvement Trust Fund - To account for monies received from developers for future capital improvements to the City.

Municipal Building Fund – To account for note proceeds and expenditures associated with capital improvements to the municipal building.

Park Impact Fee Fund - To account for park impact fee revenues and expenditures related to park capital improvements.

Municipal Facility Impact Fee Fund – To account for municipal facility impact fee revenues and expenditures related to municipal facility capital improvements.

**City of Pickerington, Ohio**  
Schedule of Revenues, Expenditures, and Changes  
In Fund Balance - Budget (Non-GAAP Basis) and Actual  
Tax Increment Financing Agreement Windmill/Diley Construction Fund  
For the Year Ended December 31, 2006

	<u>Final</u>	<u>Actual</u>	Variance Positive (Negative)
<b>Revenues</b>			
Interest	\$0	\$2,749	\$2,749
Payment in Lieu of Taxes	11,500	13,315	1,815
<i>Total Revenues</i>	<u>11,500</u>	<u>16,064</u>	<u>4,564</u>
<b>Expenditures</b>			
Capital Outlay			
Tax Increment Financing Agreement			
Windmill/Diley Construction			
Contractual Services	41,500	26,528	14,972
Capital Outlay	86,828	60,007	26,821
<i>Total Expenditures</i>	<u>128,328</u>	<u>86,535</u>	<u>41,793</u>
<i>Net Change in Fund Balance</i>	(116,828)	(70,471)	46,357
Fund Balance at Beginning of Year	62,624	62,624	0
Prior Year Encumbrances Appropriated	<u>101,828</u>	<u>101,828</u>	<u>0</u>
<i>Fund Balance at End of Year</i>	<u>\$47,624</u>	<u>\$93,981</u>	<u>\$46,357</u>

**City of Pickerington, Ohio**  
Schedule of Revenues, Expenditures, and Changes  
In Fund Balance - Budget (Non-GAAP Basis) and Actual  
Diley Road Improvement Fund  
For the Year Ended December 31, 2006

	Final Budget	Actual	Variance Positive (Negative)
<b>Revenues</b>			
Intergovernmental	\$380,000	\$505,594	\$125,594
Interest	3,000	791	(2,209)
<i>Total Revenues</i>	<u>383,000</u>	<u>506,385</u>	<u>123,385</u>
<b>Expenditures</b>			
Capital Outlay			
Diley Road Improvement			
Contractual Services	167,460	177,473	(10,013)
Capital Outlay	1,490,915	1,420,805	70,110
<i>Total Expenditures</i>	<u>1,658,375</u>	<u>1,598,278</u>	<u>60,097</u>
<i>Excess of Revenues Under Expenditures</i>	(1,275,375)	(1,091,893)	183,482
<b>Other Financing Source</b>			
Loans Issued	<u>1,668,000</u>	<u>1,097,800</u>	<u>(570,200)</u>
<i>Net Change in Fund Balance</i>	392,625	5,907	(386,718)
Fund Balance at Beginning of Year	2,619	2,619	0
Prior Year Encumbrances Appropriated	<u>54,262</u>	<u>54,262</u>	<u>0</u>
<i>Fund Balance at End of Year</i>	<u><u>\$449,506</u></u>	<u><u>\$62,788</u></u>	<u><u>(\$386,718)</u></u>

**City of Pickerington, Ohio**  
Combining Balance Sheet  
Nonmajor Capital Projects Funds  
December 31, 2006

	<u>State Route 256 Highway</u>	<u>Tax Increment Financing Agreement State Route 256/204 Construction</u>	<u>Street Construction</u>	<u>Street Impact Fee</u>	<u>Park Capital Improvement</u>
<b>Assets:</b>					
Equity in Pooled Cash and Cash Equivalents	\$123,752	\$146,320	\$239,801	\$244,309	\$87,407
Receivables:					
Permissive Motor Vehicle Registration Fees	7,649	0	0	0	0
Payments in Lieu of Taxes	<u>0</u>	<u>0</u>	<u>0</u>	<u>0</u>	<u>0</u>
<i>Total Assets</i>	<u><u>\$131,401</u></u>	<u><u>\$146,320</u></u>	<u><u>\$239,801</u></u>	<u><u>\$244,309</u></u>	<u><u>\$87,407</u></u>
<b>Liabilities:</b>					
Accounts Payable	\$0	\$0	\$0	\$0	\$0
Intergovernmental Payable	22,554	0	0	0	0
Accrued Interest Payable	0	0	4,423	0	0
Notes Payable	0	0	50,000	0	0
Deferred Revenue	<u>0</u>	<u>0</u>	<u>0</u>	<u>0</u>	<u>0</u>
<i>Total Liabilities</i>	<u><u>22,554</u></u>	<u><u>0</u></u>	<u><u>54,423</u></u>	<u><u>0</u></u>	<u><u>0</u></u>
<b>Fund Balances:</b>					
Reserved for Encumbrances	0	0	66,000	0	2,300
Unreserved:					
Undesignated (Deficit)	<u>108,847</u>	<u>146,320</u>	<u>119,378</u>	<u>244,309</u>	<u>85,107</u>
<i>Total Fund Balances (Deficit)</i>	<u><u>108,847</u></u>	<u><u>146,320</u></u>	<u><u>185,378</u></u>	<u><u>244,309</u></u>	<u><u>87,407</u></u>
<i>Total Liabilities and Fund Balances</i>	<u><u><u>\$131,401</u></u></u>	<u><u><u>\$146,320</u></u></u>	<u><u><u>\$239,801</u></u></u>	<u><u><u>\$244,309</u></u></u>	<u><u><u>\$87,407</u></u></u>

Community Development Block Grant	Police Impact Fee	Tax Increment Financing Agreement Old Town Construction	Tax Increment Financing Agreement Cycle Way Construction	Tax Increment Financing Agreement Cover Construction	Street Improvement Trust	Sidewalk Improvement Trust
\$352	\$11,724	\$52	\$0	\$112,229	\$286,878	\$1,579
0	0	0	0	0	0	0
0	0	2,160	108,905	192,685	0	0
<u>\$352</u>	<u>\$11,724</u>	<u>\$2,212</u>	<u>\$108,905</u>	<u>\$304,914</u>	<u>\$286,878</u>	<u>\$1,579</u>
\$0	\$0	\$0	\$0	\$0	\$0	\$0
0	0	0	0	0	0	0
0	922	5,720	9,460	3,821	0	0
0	25,000	393,000	650,000	262,500	0	0
0	0	2,160	108,905	192,685	0	0
0	25,922	400,880	768,365	459,006	0	0
0	0	0	0	97,520	0	0
352	(14,198)	(398,668)	(659,460)	(251,612)	286,878	1,579
352	(14,198)	(398,668)	(659,460)	(154,092)	286,878	1,579
<u>\$352</u>	<u>\$11,724</u>	<u>\$2,212</u>	<u>\$108,905</u>	<u>\$304,914</u>	<u>\$286,878</u>	<u>\$1,579</u>

(continued)

**City of Pickerington, Ohio**  
Combining Balance Sheet  
Nonmajor Capital Projects Funds (Continued)  
December 31, 2006

	<u>Municipal Building</u>	<u>Park Impact Fee</u>	<u>Municipal Facility Impact Fee</u>	<u>Total Nonmajor Capital Projects Funds</u>
<b>Assets:</b>				
Equity in Pooled Cash and Cash Equivalents	\$317,541	\$382,052	\$153,822	\$2,107,818
Receivables:				
Permissive Motor Vehicle Registration Fees	0	0	0	7,649
Payments in Lieu of Taxes	<u>0</u>	<u>0</u>	<u>0</u>	<u>303,750</u>
<i>Total Assets</i>	<u><u>\$317,541</u></u>	<u><u>\$382,052</u></u>	<u><u>\$153,822</u></u>	<u><u>\$2,419,217</u></u>
<b>Liabilities:</b>				
Accounts Payable	\$31,942	\$0	\$0	\$31,942
Intergovernmental Payable	0	0	0	22,554
Accrued Interest Payable	2,027	0	0	26,373
Notes Payable	125,000	0	0	1,505,500
Deferred Revenue	<u>0</u>	<u>0</u>	<u>0</u>	<u>303,750</u>
<i>Total Liabilities</i>	<u>158,969</u>	<u>0</u>	<u>0</u>	<u>1,890,119</u>
<b>Fund Balances:</b>				
Reserved for Encumbrances	143,277	0	0	309,097
Unreserved:				
Undesignated (Deficit)	<u>15,295</u>	<u>382,052</u>	<u>153,822</u>	<u>220,001</u>
<i>Total Fund Balances (Deficit)</i>	<u>158,572</u>	<u>382,052</u>	<u>153,822</u>	<u>529,098</u>
<i>Total Liabilities and Fund Balances</i>	<u><u>\$317,541</u></u>	<u><u>\$382,052</u></u>	<u><u>\$153,822</u></u>	<u><u>\$2,419,217</u></u>

**City of Pickerington, Ohio**  
Combining Statement of Revenues, Expenditures,  
and Changes in Fund Balances  
Nonmajor Capital Projects Funds  
For the Year Ended December 31, 2006

	State Route 256 Highway	Tax Increment Financing Agreement State Route 256/204 Construction	Street Construction	Street Impact Fee
<b>Revenues:</b>				
Permissive Motor Vehicle Registration Fees	\$97,348	\$0	\$0	\$0
Licenses and Permits	0	0	0	0
Impact Fees	0	0	0	231,644
Interest	42	8,583	10,650	7,720
Payment in Lieu of Taxes	0	274,058	0	0
<i>Total Revenues</i>	<u>97,390</u>	<u>282,641</u>	<u>10,650</u>	<u>239,364</u>
<b>Expenditures:</b>				
Capital Outlay	22,554	32,562	32,902	0
Debt Service:				
Principal Retirements	0	0	50,000	0
Interest and Fiscal Charges	0	3,198	4,423	0
<i>Total Expenditures</i>	<u>22,554</u>	<u>35,760</u>	<u>87,325</u>	<u>0</u>
<i>Excess of Revenues Over (Under) Expenditures</i>	<u>74,836</u>	<u>246,881</u>	<u>(76,675)</u>	<u>239,364</u>
<b>Other Financing Sources (Use)</b>				
Notes Issued	0	0	260,000	0
Transfers In	0	0	0	0
Transfers Out	0	0	0	0
<i>Total Other Financing Sources (Use)</i>	<u>0</u>	<u>0</u>	<u>260,000</u>	<u>0</u>
<i>Net Changes in Fund Balances</i>	74,836	246,881	183,325	239,364
Fund Balances (Deficits) at Beginning of Year	<u>34,011</u>	<u>(100,561)</u>	<u>2,053</u>	<u>4,945</u>
<i>Fund Balances (Deficits) at End of Year</i>	<u>\$108,847</u>	<u>\$146,320</u>	<u>\$185,378</u>	<u>\$244,309</u>

(continued)

**City of Pickerington, Ohio**  
Combining Statement of Revenues, Expenditures,  
and Changes in Fund Balances  
Nonmajor Capital Projects Funds (Continued)  
For the Year Ended December 31, 2006

	Park Capital Improvement	Community Development Block Grant	Police Impact Fee	Tax Increment Financing Agreement Old Town Construction
<b>Revenues:</b>				
Permissive Motor Vehicle Registration Fees	\$0	\$0	\$0	\$0
Licenses and Permits	7,000	0	0	0
Impact Fees	0	0	185,552	0
Interest	0	0	5,864	37
Payment in Lieu of Taxes	0	0	0	2,071
<i>Total Revenues</i>	<u>7,000</u>	<u>0</u>	<u>191,416</u>	<u>2,108</u>
<b>Expenditures:</b>				
Capital Outlay	147,324	0	0	0
Debt Service:				
Principal Retirements	0	0	25,000	0
Interest and Fiscal Charges	0	0	922	18,082
<i>Total Expenditures</i>	<u>147,324</u>	<u>0</u>	<u>25,922</u>	<u>18,082</u>
<i>Excess of Revenues Over (Under) Expenditures</i>	<u>(140,324)</u>	<u>0</u>	<u>165,494</u>	<u>(15,974)</u>
<b>Other Financing Sources (Use)</b>				
Notes Issued	0	0	0	0
Transfers In	0	0	0	15,270
Transfers Out	0	0	(184,763)	0
<i>Total Other Financing Sources (Use)</i>	<u>0</u>	<u>0</u>	<u>(184,763)</u>	<u>15,270</u>
<i>Net Changes in Fund Balances</i>	(140,324)	0	(19,269)	(704)
Fund Balances (Deficits) at Beginning of Year	<u>227,731</u>	<u>352</u>	<u>5,071</u>	<u>(397,964)</u>
<i>Fund Balances (Deficits) at End of Year</i>	<u><u>\$87,407</u></u>	<u><u>\$352</u></u>	<u><u>(\$14,198)</u></u>	<u><u>(\$398,668)</u></u>

<u>Tax Increment Financing Agreement Cycle Way Construction</u>	<u>Tax Increment Financing Agreement Cover Construction</u>	<u>Street Improvement Trust</u>	<u>Sidewalk Improvement Trust</u>	<u>Municipal Building</u>	<u>Park Impact Fee</u>
\$0	\$0	\$0	\$0	\$0	\$0
0	0	0	0	0	0
0	0	0	0	0	359,808
661	5,060	9,612	71	19,140	11,285
<u>32,359</u>	<u>173,356</u>	<u>0</u>	<u>0</u>	<u>0</u>	<u>0</u>
<u>33,020</u>	<u>178,416</u>	<u>9,612</u>	<u>71</u>	<u>19,140</u>	<u>371,093</u>
0	64,014	0	0	610,856	0
0	0	0	0	0	0
<u>18,450</u>	<u>19,826</u>	<u>0</u>	<u>0</u>	<u>2,027</u>	<u>0</u>
<u>18,450</u>	<u>83,840</u>	<u>0</u>	<u>0</u>	<u>612,883</u>	<u>0</u>
<u>14,570</u>	<u>94,576</u>	<u>9,612</u>	<u>71</u>	<u>(593,743)</u>	<u>371,093</u>
0	0	0	0	475,000	0
3,909	0	0	0	0	0
<u>(75,000)</u>	<u>0</u>	<u>0</u>	<u>0</u>	<u>0</u>	<u>0</u>
<u>(71,091)</u>	<u>0</u>	<u>0</u>	<u>0</u>	<u>475,000</u>	<u>0</u>
(56,521)	94,576	9,612	71	(118,743)	371,093
<u>(602,939)</u>	<u>(248,668)</u>	<u>277,266</u>	<u>1,508</u>	<u>277,315</u>	<u>10,959</u>
<u>(\$659,460)</u>	<u>(\$154,092)</u>	<u>\$286,878</u>	<u>\$1,579</u>	<u>\$158,572</u>	<u>\$382,052</u>

(continued)

**City of Pickerington, Ohio**  
Combining Statement of Revenues, Expenditures,  
and Changes in Fund Balances  
Nonmajor Capital Projects Funds (Continued)  
For the Year Ended December 31, 2006

	Municipal Facility Impact Fee	Total Nonmajor Capital Projects Funds
	<u>          </u>	<u>          </u>
<b>Revenues:</b>		
Permissive Motor Vehicle Registration Fees	\$0	\$97,348
Licenses and Permits	0	7,000
Impact Fees	145,705	922,709
Interest	4,718	83,443
Payment in Lieu of Taxes	0	481,844
	<u>          </u>	<u>          </u>
<i>Total Revenues</i>	150,423	1,592,344
	<u>          </u>	<u>          </u>
<b>Expenditures:</b>		
Capital Outlay	0	910,212
Debt Service:		
Principal Retirements	0	75,000
Interest and Fiscal Charges	0	66,928
	<u>          </u>	<u>          </u>
<i>Total Expenditures</i>	0	1,052,140
	<u>          </u>	<u>          </u>
<i>Excess of Revenues Over (Under) Expenditures</i>	150,423	540,204
	<u>          </u>	<u>          </u>
<b>Other Financing Sources (Use)</b>		
Notes Issued	0	735,000
Transfers In	0	19,179
Transfers Out	0	(259,763)
	<u>          </u>	<u>          </u>
<i>Total Other Financing Sources (Use)</i>	0	494,416
	<u>          </u>	<u>          </u>
<i>Net Changes in Fund Balances</i>	150,423	1,034,620
	<u>          </u>	<u>          </u>
Fund Balances (Deficits) at Beginning of Year	3,399	(505,522)
	<u>          </u>	<u>          </u>
<i>Fund Balances (Deficits) at End of Year</i>	\$153,822	\$529,098
	<u>          </u>	<u>          </u>

**City of Pickerington, Ohio**  
Schedule of Revenues, Expenditures, and Changes  
In Fund Balance - Budget (Non-GAAP Basis) and Actual  
State Route 256 Highway Fund  
For the Year Ended December 31, 2006

	Final Budget	Actual	Variance Positive (Negative)
<b>Revenues</b>			
Permissive Motor Vehicle Registration Fees	\$90,000	\$94,662	\$4,662
Interest	0	42	42
<i>Total Revenues</i>	<u>90,000</u>	<u>94,704</u>	<u>4,704</u>
<b>Expenditures</b>			
Capital Outlay			
State Route 256 Highway			
Materials and Supplies	38,400	10,745	27,655
Capital Outlay	22,600	22,554	46
<i>Total Expenditures</i>	<u>61,000</u>	<u>33,299</u>	<u>27,701</u>
<i>Net Change in Fund Balance</i>	29,000	61,405	32,405
Fund Balance at Beginning of Year	28,793	28,793	0
Prior Year Encumbrances Appropriated	<u>11,000</u>	<u>11,000</u>	<u>0</u>
<i>Fund Balance at End of Year</i>	<u><u>\$68,793</u></u>	<u><u>\$101,198</u></u>	<u><u>\$32,405</u></u>

**City of Pickerington, Ohio**  
Schedule of Revenues, Expenditures, and Changes  
In Fund Balance - Budget (Non-GAAP Basis) and Actual  
Tax Increment Financing Agreement State Route 256/204 Construction Fund  
For the Year Ended December 31, 2006

	Final Budget	Actual	Variance Positive (Negative)
<b>Revenues</b>			
Interest	\$6,679	\$6,881	\$202
Payment in Lieu of Taxes	245,821	245,821	0
<i>Total Revenues</i>	<u>252,500</u>	<u>252,702</u>	<u>202</u>
<b>Expenditures</b>			
Capital Outlay			
Tax Increment Financing Agreement			
State Route 256/204 Construction			
Contractual Services	52,700	49,697	3,003
<i>Total Expenditures</i>	<u>52,700</u>	<u>49,697</u>	<u>3,003</u>
<i>Net Change in Fund Balance</i>	199,800	203,005	3,205
Fund Balance at Beginning of Year	13,014	13,014	0
Prior Year Encumbrances Appropriated	<u>19,000</u>	<u>19,000</u>	<u>0</u>
<i>Fund Balance at End of Year</i>	<u>\$231,814</u>	<u>\$235,019</u>	<u>\$3,205</u>

**City of Pickerington, Ohio**  
Schedule of Revenues, Expenditures, and Changes  
In Fund Balance - Budget (Non-GAAP Basis) and Actual  
Street Construction Fund  
For the Year Ended December 31, 2006

	Final Budget	Actual	Variance Positive (Negative)
<b>Revenues</b>			
Interest	\$9,500	\$10,650	\$1,150
<i>Total Revenues</i>	<u>9,500</u>	<u>10,650</u>	<u>(1,150)</u>
<b>Expenditures</b>			
Capital Outlay			
Street Construction			
Contractual Services	250,000	10,346	239,654
Capital Outlay	<u>18,400</u>	<u>88,556</u>	<u>(70,156)</u>
<i>Total Expenditures</i>	<u>268,400</u>	<u>98,902</u>	<u>169,498</u>
<i>Excess of Revenues Under Expenditures</i>	(258,900)	(88,252)	170,648
<b>Other Financing Source</b>			
Notes Issued	<u>260,000</u>	<u>260,000</u>	<u>0</u>
<i>Net Change in Fund Balance</i>	1,100	171,748	170,648
Fund Balance at Beginning of Year	<u>2,053</u>	<u>2,053</u>	<u>0</u>
<i>Fund Balance at End of Year</i>	<u><u>\$3,153</u></u>	<u><u>\$173,801</u></u>	<u><u>\$170,648</u></u>

**City of Pickerington, Ohio**  
Schedule of Revenues, Expenditures, and Changes  
In Fund Balance - Budget (Non-GAAP Basis) and Actual  
Street Impact Fee Fund  
For the Year Ended December 31, 2006

	Final Budget	Actual	Variance Positive (Negative)
<b>Revenues</b>			
Impact Fees	\$262,211	\$231,644	(\$30,567)
Interest	6,672	7,720	1,048
<i>Total Revenues</i>	<u>268,883</u>	<u>239,364</u>	<u>(29,519)</u>
<b>Expenditures</b>			
<i>Total Expenditures</i>	<u>0</u>	<u>0</u>	<u>0</u>
<i>Net Change in Fund Balance</i>	268,883	239,364	(29,519)
Fund Balance at Beginning of Year	4,945	4,945	0
Prior Year Encumbrances Appropriated	<u>0</u>	<u>0</u>	<u>0</u>
<i>Fund Balance at End of Year</i>	<u><u>\$273,828</u></u>	<u><u>\$244,309</u></u>	<u><u>(\$29,519)</u></u>

**City of Pickerington, Ohio**  
Schedule of Revenues, Expenditures, and Changes  
In Fund Balance - Budget (Non-GAAP Basis) and Actual  
Park Capital Improvement Fund  
For the Year Ended December 31, 2006

	Final Budget	Actual	Variance Positive (Negative)
<b>Revenues</b>			
Licenses and Permits	\$7,000	\$7,000	\$0
<i>Total Revenues</i>	<u>7,000</u>	<u>7,000</u>	<u>0</u>
<b>Expenditures</b>			
Capital Outlay			
Park Capital Improvement			
Contractual Services	12,000	11,669	331
Capital Outlay	175,900	137,955	37,945
<i>Total Expenditures</i>	<u>187,900</u>	<u>149,624</u>	<u>38,276</u>
<i>Excess of Revenues Under Expenditures</i>	(180,900)	(142,624)	38,276
<b>Other Financing Use</b>			
Transfers Out	(6,003)	0	6,003
<i>Net Change in Fund Balance</i>	(186,903)	(142,624)	44,279
Fund Balance at Beginning of Year	188,831	188,831	0
Prior Year Encumbrances Appropriated	38,900	38,900	0
<i>Fund Balance at End of Year</i>	<u>\$40,828</u>	<u>\$85,107</u>	<u>\$44,279</u>

**City of Pickerington, Ohio**  
 Schedule of Revenues, Expenditures, and Changes  
 In Fund Balance - Budget (Non-GAAP Basis) and Actual  
 Community Development Block Grant Fund  
 For the Year Ended December 31, 2006

	Final Budget	Actual	Variance Positive (Negative)
<b>Revenues</b>			
<i>Total Revenues</i>	\$0	\$0	\$0
<b>Expenditures</b>			
<i>Total Expenditures</i>	0	0	0
<i>Net Change in Fund Balance</i>	0	0	0
Fund Balance at Beginning of Year	352	352	0
Prior Year Encumbrances Appropriated	0	0	0
<i>Fund Balance at End of Year</i>	<u>\$352</u>	<u>\$352</u>	<u>\$0</u>

**City of Pickerington, Ohio**  
Schedule of Revenues, Expenditures, and Changes  
In Fund Balance - Budget (Non-GAAP Basis) and Actual  
Police Impact Fee Fund  
For the Year Ended December 31, 2006

	Final Budget	Actual	Variance Positive (Negative)
<b>Revenues</b>			
Impact Fees	\$185,053	\$185,552	\$499
Interest	500	5,864	5,364
<i>Total Revenues</i>	<u>185,553</u>	<u>191,416</u>	<u>5,863</u>
<b>Expenditures</b>			
<i>Total Expenditures</i>	<u>0</u>	<u>0</u>	<u>0</u>
<i>Excess of Revenues Over Expenditures</i>	185,553	191,416	5,863
<b>Other Financing Use</b>			
Transfers Out	<u>(185,000)</u>	<u>(184,763)</u>	<u>237</u>
<i>Net Change in Fund Balance</i>	553	6,653	6,100
Fund Balance at Beginning of Year	<u>5,071</u>	<u>5,071</u>	<u>0</u>
<i>Fund Balance at End of Year</i>	<u><u>\$5,624</u></u>	<u><u>\$11,724</u></u>	<u><u>\$6,100</u></u>

**City of Pickerington, Ohio**  
Schedule of Revenues, Expenditures, and Changes  
In Fund Balance - Budget (Non-GAAP Basis) and Actual  
Tax Increment Financing Agreement Cycle Way Construction Fund  
For the Year Ended December 31, 2006

	Final Budget	Actual	Variance Positive (Negative)
<b>Revenues</b>			
<i>Total Revenues</i>	\$0	\$0	\$0
<b>Expenditures</b>			
<i>Total Expenditures</i>	0	0	0
<i>Excess of Revenues Over Expenditures</i>	0	0	0
<b>Other Financing Use</b>			
Transfers Out	(118,235)	(118,235)	236,470
<i>Net Change in Fund Balance</i>	(118,235)	(118,235)	0
Fund Balance at Beginning of Year	118,235	118,235	0
Prior Year Encumbrances Appropriated	0	0	0
<i>Fund Balance at End of Year</i>	\$0	\$0	\$0

**City of Pickerington, Ohio**  
Schedule of Revenues, Expenditures, and Changes  
In Fund Balance - Budget (Non-GAAP Basis) and Actual  
Tax Increment Financing Agreement Cover Construction Fund  
For the Year Ended December 31, 2006

	Final Budget	Actual	Variance Positive (Negative)
<b>Revenues</b>			
Interest	\$1,666	\$83	(\$1,583)
Payment in Lieu of Taxes	155,363	155,363	0
<i>Total Revenues</i>	<u>157,029</u>	<u>155,446</u>	<u>1,583</u>
<b>Expenditures</b>			
Capital Outlay			
Tax Increment Financing Agreement Cover Construction			
Contractual Services	65,000	64,014	986
Capital Outlay	97,520	97,520	0
<i>Total Expenditures</i>	<u>162,520</u>	<u>161,534</u>	<u>986</u>
<i>Excess of Revenues Under Expenditures</i>	(5,491)	(6,088)	(597)
<b>Other Financing Use</b>			
Transfers Out	(30,422)	(30,422)	60,844
<i>Net Change in Fund Balance</i>	(35,913)	(36,510)	(597)
Fund Balance at Beginning of Year	30,422	30,422	0
Prior Year Encumbrances Appropriated	47,520	47,520	0
<i>Fund Balance at End of Year</i>	<u>\$42,029</u>	<u>\$41,432</u>	<u>(\$597)</u>

**City of Pickerington, Ohio**  
Schedule of Revenues, Expenditures, and Changes  
In Fund Balance - Budget (Non-GAAP Basis) and Actual  
Street Improvement Trust Fund  
For the Year Ended December 31, 2006

	Final Budget	Actual	Variance Positive (Negative)
<b>Revenues</b>			
Interest	\$8,000	\$9,612	\$1,612
<b>Expenditures</b>			
<i>Total Expenditures</i>	<u>0</u>	<u>0</u>	<u>0</u>
<i>Net Change in Fund Balance</i>	8,000	9,612	1,612
Fund Balance at Beginning of Year	<u>277,266</u>	<u>277,266</u>	<u>0</u>
<i>Fund Balance at End of Year</i>	<u><u>\$285,266</u></u>	<u><u>\$286,878</u></u>	<u><u>\$1,612</u></u>

**City of Pickerington, Ohio**  
 Schedule of Revenues, Expenditures, and Changes  
 In Fund Balance - Budget (Non-GAAP Basis) and Actual  
 Sidewalk Improvement Trust Fund  
 For the Year Ended December 31, 2006

	Final Budget	Actual	Variance Positive (Negative)
<b>Revenues</b>			
Interest	\$40	\$71	\$31
<b>Expenditures</b>			
<i>Total Expenditures</i>	<u>0</u>	<u>0</u>	<u>0</u>
<i>Net Change in Fund Balance</i>	40	71	31
Fund Balance at Beginning of Year	<u>1,508</u>	<u>1,508</u>	<u>0</u>
<i>Fund Balance at End of Year</i>	<u><u>\$1,548</u></u>	<u><u>\$1,579</u></u>	<u><u>\$31</u></u>

**City of Pickerington, Ohio**  
Schedule of Revenues, Expenditures, and Changes  
In Fund Balance - Budget (Non-GAAP Basis) and Actual  
Municipal Building Fund  
For the Year Ended December 31, 2006

	Final Budget	Actual	Variance Positive (Negative)
<b>Revenues</b>			
Interest	\$8,000	\$19,140	\$11,140
<b>Expenditures</b>			
Capital Outlay			
Municipal Building			
Capital Outlay	873,379	754,133	119,246
<i>Excess of Revenues Under Expenditures</i>	<u>(865,379)</u>	<u>(734,993)</u>	<u>130,386</u>
<b>Other Financing Source (Use)</b>			
Notes Issued	600,000	600,000	0
Transfers Out	(6,003)	0	6,003
<i>Total Other Financing Source (Use)</i>	<u>593,997</u>	<u>600,000</u>	<u>6,003</u>
<i>Net Change in Fund Balance</i>	(271,382)	(134,993)	136,389
Fund Balance at Beginning of Year	246,468	246,468	0
Prior Year Encumbrances Appropriated	29,914	29,914	0
<i>Fund Balance at End of Year</i>	<u><u>\$5,000</u></u>	<u><u>\$141,389</u></u>	<u><u>\$136,389</u></u>

**City of Pickerington, Ohio**  
Schedule of Revenues, Expenditures, and Changes  
In Fund Balance - Budget (Non-GAAP Basis) and Actual  
Park Impact Fee Fund  
For the Year Ended December 31, 2006

	Final Budget	Actual	Variance Positive (Negative)
<b>Revenues</b>			
Impact Fees	\$366,560	\$359,808	(\$6,752)
Interest	1,000	11,285	(10,285)
<i>Total Revenues</i>	<u>367,560</u>	<u>371,093</u>	<u>(3,533)</u>
<b>Expenditures</b>			
Current:			
Capital Outlay			
Park Impact Fee			
Capital Outlay	<u>226,600</u>	<u>0</u>	<u>226,600</u>
<i>Net Change in Fund Balance</i>	140,960	371,093	230,133
Fund Balance at Beginning of Year	<u>10,959</u>	<u>10,959</u>	<u>0</u>
<i>Fund Balance at End of Year</i>	<u><u>\$151,919</u></u>	<u><u>\$382,052</u></u>	<u><u>\$230,133</u></u>

**City of Pickerington, Ohio**  
Schedule of Revenues, Expenditures, and Changes  
In Fund Balance - Budget (Non-GAAP Basis) and Actual  
Municipal Facility Impact Fee Fund  
For the Year Ended December 31, 2006

	Final Budget	Actual	Variance Positive (Negative)
<b>Revenues</b>			
Impact Fees	\$140,923	\$145,705	\$4,782
Interest	1,000	4,718	(3,718)
<i>Total Revenues</i>	<u>141,923</u>	<u>150,423</u>	<u>(8,500)</u>
<b>Expenditures</b>			
<i>Total Expenditures</i>	<u>0</u>	<u>0</u>	<u>0</u>
<i>Net Change in Fund Balance</i>	141,923	150,423	8,500
Fund Balance at Beginning of Year	<u>3,399</u>	<u>3,399</u>	<u>0</u>
<i>Fund Balance at End of Year</i>	<u><u>\$145,322</u></u>	<u><u>\$153,822</u></u>	<u><u>\$8,500</u></u>

## ENTERPRISE FUNDS

---

The enterprise funds are maintained to account for the operations of city government that provide goods or services to the general public in a manner similar to private business enterprises. The costs of providing these goods or services are financed through user charges.

The following are included in enterprise funds:

Water Fund – To account for water services provided to individuals and commercial users.

Sewer Fund – To account for sewer services provided to individuals and commercial users.

Stormwater Fund – To account for monies collected from stormwater utility charges to be utilized for the safe and efficient capture and conveyance of stormwater.

**City of Pickerington, Ohio**  
Schedule of Revenues, Expenses, and Changes  
In Fund Equity - Budget (Non-GAAP Basis) and Actual  
Water Fund  
For the Year Ended December 31, 2006

	Final Budget	Actual	Variance Positive (Negative)
<b>Revenues</b>			
Charges for Services	\$1,350,050	\$1,356,338	\$6,288
Tap-in Fees	722,928	726,490	3,562
Utility Deposits Received	1,200	1,200	0
Interest	90,000	107,362	17,362
Other Non-Operating Revenues	30,373	29,795	(578)
<i>Total Revenues</i>	<u>2,194,551</u>	<u>2,221,185</u>	<u>26,634</u>
<b>Expenses</b>			
Current:			
Personal Services	618,440	560,645	57,795
Contractual Services	674,538	516,534	158,004
Materials and Supplies	362,773	268,051	94,722
Utility Deposits Applied	825	562	263
Utility Deposits Returned	525	188	337
Capital Outlay	1,646,920	1,336,957	309,963
Debt Service:			
Principal Retirement	12,604	12,604	0
<i>Total Expenses</i>	<u>3,316,625</u>	<u>2,695,541</u>	<u>621,084</u>
<i>Excess of Revenues Under Expenses</i>	(1,122,074)	(474,356)	647,718
Transfers Out	(489,335)	(443,919)	45,416
<i>Excess of Revenues Under Expenses and Transfers</i>	(1,611,409)	(918,275)	693,134
Fund Equity at Beginning of Year	3,058,432	3,058,432	0
Prior Year Encumbrances Appropriated	79,688	79,688	0
<i>Fund Equity at End of Year</i>	<u>\$1,526,711</u>	<u>\$2,219,845</u>	<u>\$693,134</u>

**City of Pickerington, Ohio**  
Schedule of Revenues, Expenses, and Changes  
In Fund Equity - Budget (Non-GAAP Basis) and Actual  
Sewer Fund  
For the Year Ended December 31, 2006

	Final Budget	Actual	Variance Positive (Negative)
<b>Revenues</b>			
Charges for Services	\$1,402,800	\$1,402,883	\$83
Tap-in Fees	533,381	616,730	83,349
Utility Deposits Received	1,200	1,200	0
Interest	43,500	61,912	18,412
Other Non-Operating Revenues	8,777	12,449	3,672
Note Proceeds	335,000	335,000	0
<i>Total Revenues</i>	<u>2,324,658</u>	<u>2,430,174</u>	<u>105,516</u>
<b>Expenses</b>			
Current:			
Personal Services	621,104	571,570	49,534
Contractual Services	977,142	594,825	382,317
Materials and Supplies	91,239	48,270	42,969
Utility Deposits Applied	825	562	263
Utility Deposits Returned	525	188	337
Capital Outlay	1,035,422	673,032	362,390
Debt Service:			
Principal Retirement	49,920	49,920	0
Interest and Fiscal Charges	43,626	43,626	0
<i>Total Expenses</i>	<u>2,819,803</u>	<u>1,981,993</u>	<u>837,810</u>
<i>Excess of Revenues Over (Under) Expenses</i>	(495,145)	448,181	943,326
Transfers In	93,546	0	(93,546)
Transfers Out	(632,346)	(523,391)	108,955
<i>Excess of Revenues Under Expenses and Transfers</i>	(1,033,945)	(75,210)	958,735
Fund Equity at Beginning of Year	1,656,589	1,656,589	0
Prior Year Encumbrances Appropriated	681,111	681,111	0
<i>Fund Equity at End of Year</i>	<u>\$1,303,755</u>	<u>\$2,262,490</u>	<u>\$958,735</u>

**City of Pickerington, Ohio**  
Schedule of Revenues, Expenses, and Changes  
In Fund Equity - Budget (Non-GAAP Basis) and Actual  
Stormwater Fund  
For the Year Ended December 31, 2006

	Final Budget	Actual	Variance Positive (Negative)
<b>Revenues</b>			
Charges for Services	\$193,000	\$195,293	\$2,293
Tap-in Fees	159,000	153,031	(5,969)
Interest	900	2,655	1,755
Other Non-Operating Revenues	127,284	111,567	(15,717)
<i>Total Revenues</i>	<u>480,184</u>	<u>462,546</u>	<u>(17,638)</u>
<b>Expenses</b>			
Current:			
Personal Services	251,433	232,788	18,645
Contractual Services	278,039	178,768	99,271
Materials and Supplies	22,095	13,245	8,850
Capital Outlay	319,752	117,637	202,115
<i>Total Expenses</i>	<u>871,319</u>	<u>542,438</u>	<u>328,881</u>
<i>Excess of Revenues Under Expenses</i>	(391,135)	(79,892)	311,243
Fund Equity at Beginning of Year	483,446	483,446	0
Prior Year Encumbrances Appropriated	14,244	14,244	0
<i>Fund Equity at End of Year</i>	<u>\$106,555</u>	<u>\$417,798</u>	<u>\$311,243</u>

## INTERNAL SERVICE FUND

---

The internal service fund is maintained to account for the operations of City activities that provide services to other City departments and funds.

The internal service fund is:

Fleet Maintenance Fund – To account for the maintenance and repair of vehicles and equipment and fuel purchased for City vehicles and the related charges for service.

**City of Pickerington, Ohio**  
 Schedule of Revenues, Expenses, and Changes  
 In Fund Equity - Budget (Non-GAAP Basis) and Actual  
 Fleet Maintenance Fund  
 For the Year Ended December 31, 2006

	Final Budget	Actual	Variance Positive (Negative)
<b>Revenues</b>			
Charges for Services	\$265,060	\$253,834	(\$11,226)
<i>Total Revenues</i>	<u>265,060</u>	<u>253,834</u>	<u>(11,226)</u>
<b>Expenses</b>			
Personal Services	80,230	79,982	248
Contractual Services	34,407	30,065	4,342
Materials and Supplies	170,370	149,591	20,779
<i>Total Expenses</i>	<u>285,007</u>	<u>259,638</u>	<u>25,369</u>
<i>Excess of Revenues Under Expenses</i>	(19,947)	(5,804)	14,143
Fund Equity at Beginning of Year	12,740	12,740	0
Prior Year Encumbrances Appropriated	<u>7,207</u>	<u>7,207</u>	<u>0</u>
<i>Fund Equity at End of Year</i>	<u><u>\$0</u></u>	<u><u>\$14,143</u></u>	<u><u>\$14,143</u></u>

## AGENCY FUND

---

Agency funds account for resources held in a purely custodial capacity (assets equal liabilities) for individuals, private organizations, or other governments.

Mayor's Court Fund – To account for assets held by the mayor's court for distribution to other governments or individuals.

**City of Pickerington, Ohio**  
Statement of Changes in Assets and Liabilities  
Agency Fund  
For the Year Ended December 31, 2006

	<u>Balance</u> <u>1/1/06</u>	<u>Additions</u>	<u>Reductions</u>	<u>Balance</u> <u>12/31/06</u>
<b>Mayor's Court</b>				
<b>Assets</b>				
Cash and Cash Equivalents in Segregated Accounts	<u>\$85</u>	<u>\$182,177</u>	<u>\$180,332</u>	<u>\$1,930</u>
<i>Total Assets</i>	<u><u>\$85</u></u>	<u><u>\$182,177</u></u>	<u><u>\$180,332</u></u>	<u><u>\$1,930</u></u>
<b>Liabilities</b>				
Undistributed Monies	<u>\$85</u>	<u>\$182,177</u>	<u>\$180,332</u>	<u>\$1,930</u>
<i>Total Liabilities</i>	<u><u>\$85</u></u>	<u><u>\$182,177</u></u>	<u><u>\$180,332</u></u>	<u><u>\$1,930</u></u>

# Statistical Section

# Statistical Section

This part of the City of Pickerington, Ohio's comprehensive annual financial report presents detailed information as a context for understanding what the information in the financial statements, note disclosures, and required supplementary information says about the City's overall financial health.

<b><u>Contents</u></b>	<b><u>Page(s)</u></b>
<b>Financial Trends</b> These schedules contain trend information to help the reader understand how the City's financial performance and well-being have changed over time.	<b>S3 - S11</b>
<b>Revenue Capacity</b> These schedules contain information to help the reader assess the City's most significant local revenue sources, income taxes and property taxes.	<b>S13 - S23</b>
<b>Debt Capacity</b> These schedules present information to help the reader assess the affordability of the City's current levels of outstanding debt and the City's ability to issue additional debt in the future.	<b>S24 - S29</b>
<b>Economic and Demographic Information</b> These schedules offer economic and demographic indicators to help the reader understand the environment within which the City's financial activities take place and to provide information that facilitates comparisons of financial information over time and among governments.	<b>S30 - S33</b>
<b>Operating Information</b> These schedules contain service and infrastructure data to help the reader understand how the information in the City's financial report relates to the services the city provides and the activities it performs.	<b>S34 - S41</b>

**Sources:** Unless otherwise noted, the information in these schedules is derived from the comprehensive annual financial reports for the relevant year. The City implemented GASB Statement 34 in 2004; schedules presenting government-wide information include information beginning in that year.

This page intentionally left blank

**City of Pickerington, Ohio**  
**Net Assets by Component**  
**Last Three Years**  
**(Accrual Basis of Accounting)**

	<u>2006</u>	<u>2005</u>	<u>2004</u>
Governmental Activities			
Invested in Capital Assets, Net of Related Debt	\$29,992,870	\$30,277,012	\$29,828,785
Restricted:			
Capital Projects	5,324,201	4,502,548	4,820,921
Debt Service	0	0	19,130
Security of Persons and Property	142,909	10,311	130,392
Other Purposes	983,865	790,502	825,876
Unrestricted (Deficit)	<u>(226,769)</u>	<u>(1,056,965)</u>	<u>(2,105,048)</u>
<i>Total Governmental Activities Net Assets</i>	<u>\$36,217,076</u>	<u>\$34,523,408</u>	<u>\$33,520,056</u>
Business-Type-Activities			
Invested in Capital Assets, Net of Related Debt	\$32,045,292	\$30,852,263	\$28,356,121
Unrestricted	<u>5,671,035</u>	<u>5,707,503</u>	<u>6,172,148</u>
<i>Total Business-Type Activities Net Assets</i>	<u>\$37,716,327</u>	<u>\$36,559,766</u>	<u>\$34,528,269</u>
Primary Government			
Invested in Capital Assets, Net of Related Debt	\$62,038,162	\$61,129,275	\$58,184,906
Restricted	6,450,975	5,303,361	5,796,319
Unrestricted	<u>5,444,266</u>	<u>4,650,538</u>	<u>4,067,100</u>
<i>Total Primary Government Net Assets</i>	<u>\$73,933,403</u>	<u>\$71,083,174</u>	<u>\$68,048,325</u>

**City of Pickerington, Ohio**  
Changes in Net Assets  
Last Three Years  
(Accrual Basis of Accounting)

	<u>2006</u>	<u>2005</u>	<u>2004</u>
<b><u>Program Revenues</u></b>			
Governmental Activities:			
Charges for Services:			
General Government	\$35,902	\$31,852	\$21,316
Security of Persons and Property	252,630	249,329	243,042
Transportation	162,253	146,739	128,803
Leisure Time Activities	239,945	324,401	278,187
Community Environment	<u>774,038</u>	<u>731,672</u>	<u>701,893</u>
Subtotal Charges for Services	<u>1,464,768</u>	<u>1,483,993</u>	<u>1,373,241</u>
Operating Grants and Contributions:			
General Government	9,197	42,316	0
Security of Persons and Property	41,588	58,036	78,314
Transportation	547,022	445,199	450,349
Leisure Time Activities	2,695	2,426	5,871
Community Environment	<u>0</u>	<u>0</u>	<u>453</u>
Subtotal Operating Grants and Contributions	<u>600,502</u>	<u>547,977</u>	<u>534,987</u>
Capital Grants and Contributions:			
Transportation	1,628,431	1,623,293	2,499,860
Leisure Time Activities	0	7,428	0
Community Environment	<u>0</u>	<u>0</u>	<u>30,000</u>
Subtotal Capital Grants and Contributions	<u>1,628,431</u>	<u>1,630,721</u>	<u>2,529,860</u>
<i>Total Governmental Activities Program Revenues</i>	<u>3,693,701</u>	<u>3,662,691</u>	<u>4,438,088</u>
Business-Type Activities:			
Charges for Services:			
Water	1,399,689	1,329,105	781,141
Sewer	1,423,713	1,408,308	1,322,484
Stormwater	<u>196,415</u>	<u>245,374</u>	<u>75,851</u>
Subtotal Charges for Services	<u>3,019,817</u>	<u>2,982,787</u>	<u>2,179,476</u>
Capital Grants and Contributions:			
Water	963,603	1,443,143	2,908,350
Sewer	925,235	1,388,855	1,856,495
Stormwater	<u>388,762</u>	<u>1,056,705</u>	<u>2,097,712</u>
Subtotal Capital Grants and Contributions	<u>2,277,600</u>	<u>3,888,703</u>	<u>6,862,557</u>
<i>Total Business-Type Activities Program Revenues</i>	<u>5,297,417</u>	<u>6,871,490</u>	<u>9,042,033</u>
<i>Total Primary Government Program Revenues</i>	<u>\$8,991,118</u>	<u>\$10,534,181</u>	<u>\$13,480,121</u>

(continued)

**City of Pickerington, Ohio**  
Changes in Net Assets (Continued)  
Last Three Years  
(Accrual Basis of Accounting)

	<u>2006</u>	<u>2005</u>	<u>2004</u>
<b><u>Expenses</u></b>			
Governmental Activities:			
General Government	\$1,974,274	\$2,044,288	\$1,902,593
Security of Persons and Property	3,567,445	3,285,125	2,956,311
Transportation	2,611,586	2,168,811	1,506,242
Leisure Time Activities	766,520	813,732	767,388
Public Health Services	142,208	116,159	103,208
Community Environment	1,238,791	1,305,830	1,210,341
Interest and Fiscal Charges	606,962	488,500	265,189
<i>Total Governmental Activities Expenses</i>	<u>10,907,786</u>	<u>10,222,445</u>	<u>8,711,272</u>
Business-Type Activities:			
Water	1,945,301	1,944,783	1,744,618
Sewer	1,968,812	2,576,944	1,922,633
Stormwater	545,446	509,188	425,989
<i>Total Business-Type Activities Expenses</i>	<u>4,459,559</u>	<u>5,030,915</u>	<u>4,093,240</u>
<i>Total Primary Government Program Expenses</i>	<u>15,367,345</u>	<u>15,253,360</u>	<u>12,804,512</u>
<b>Net (Expense)/ Revenue</b>			
Governmental Activities	(7,214,085)	(6,559,754)	(4,273,184)
Business-Type Activities	<u>837,858</u>	<u>1,840,575</u>	<u>4,948,793</u>
<i>Total Primary Government Net Expense</i>	<u><u>(\$6,376,227)</u></u>	<u><u>(\$4,719,179)</u></u>	<u><u>\$675,609</u></u>

(continued)

**City of Pickerington, Ohio**  
Changes in Net Assets (Continued)  
Last Three Years  
(Accrual Basis of Accounting)

	2006	2005 (1)	2004
<b>General Revenues and Other Changes in Net Assets</b>			
Governmental Activities:			
Property and Other Taxes Levied for General Purposes	\$869,092	\$759,644	\$640,080
Property Taxes Levied for Security of Persons and Property	1,345,209	1,181,883	1,078,806
Income Taxes Levied for General Purposes	4,010,850	3,648,635	3,372,437
Franchise Taxes	16,897	15,963	17,365
Grants and Entitlements not Restricted to Specific Programs	692,089	895,566	641,415
Investment Earnings	478,126	189,389	140,672
Payment in Lieu of Taxes	425,912	676,183	437,296
Impact Fees	922,709	24,290	0
Miscellaneous	146,869	171,553	210,754
	<u>8,907,753</u>	<u>7,563,106</u>	<u>6,538,825</u>
<i>Total Governmental Activities</i>			
Business-Type Activities:			
Investment Earnings	164,892	141,280	76,247
Miscellaneous	153,811	49,642	40,762
	<u>318,703</u>	<u>190,922</u>	<u>117,009</u>
<i>Total Business-Type Activities</i>			
<i>Total Primary Government General Revenues and Other Changes in Net Assets</i>			
	<u>9,226,456</u>	<u>7,754,028</u>	<u>6,655,834</u>
<b>Increase (Decrease) Before Transfers</b>			
Governmental Activities	1,693,668	1,003,352	2,265,641
Business-Type Activities	1,156,561	2,031,497	5,065,802
	<u>2,850,229</u>	<u>3,034,849</u>	<u>7,331,443</u>
<i>Total Primary Government Increase (Decrease) Before Transfers</i>			
<b>Transfers In (Out)</b>			
Governmental Activities	0	0	(37,840)
Business-Type Activities	0	0	37,840
	<u>0</u>	<u>0</u>	<u>0</u>
<b>Increase (Decrease) After Transfers</b>			
Governmental Activities	1,693,668	1,003,352	2,227,801
Business-Type Activities	1,156,561	2,031,497	5,103,642
	<u>2,850,229</u>	<u>3,034,849</u>	<u>7,331,443</u>
<i>Total Primary Government Increase (Decrease) After Transfers</i>			
	<u>\$2,850,229</u>	<u>\$3,034,849</u>	<u>\$7,331,443</u>

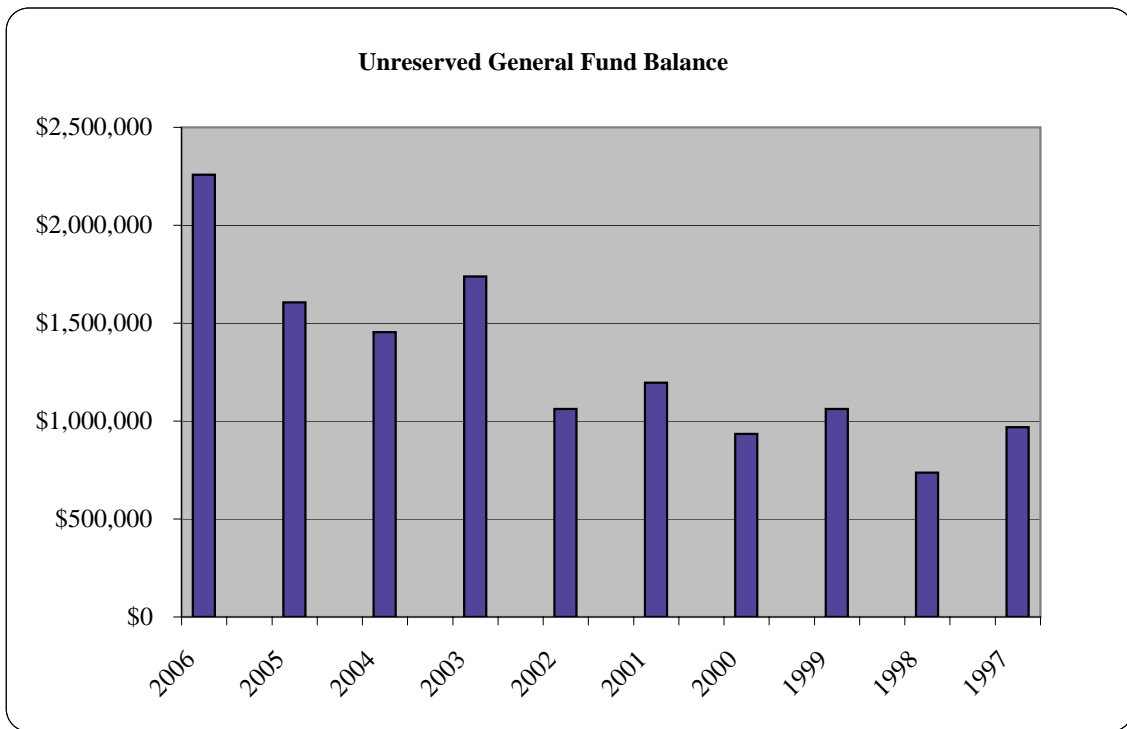
(1) During 2005, the City adopted and enforced impact fees on new residential and commercial development within the City.

**City of Pickerington, Ohio**  
 Program Revenues by Function/ Program  
 Last Three Years  
 (Accrual Basis of Accounting)

	<u>2006</u>	<u>2005</u>	<u>2004</u>
<b><u>Program Revenues</u></b>			
Governmental Activities:			
General Government	\$45,099	\$74,168	\$21,316
Security of Persons and Property	294,218	307,365	321,356
Transportation	2,337,706	2,215,231	3,079,012
Leisure Time Activities	242,640	334,255	284,058
Community Environment	<u>774,038</u>	<u>731,672</u>	<u>732,346</u>
Total Governmental Activities	<u>3,693,701</u>	<u>3,662,691</u>	<u>4,438,088</u>
Business-Type Activities:			
Water	2,363,292	2,772,248	3,689,491
Sewer	2,348,948	2,797,163	3,178,979
Stormwater	<u>585,177</u>	<u>1,302,079</u>	<u>2,173,563</u>
Total Business-Type Activities	<u>5,297,417</u>	<u>6,871,490</u>	<u>9,042,033</u>
<i>Total Primary Government</i>	<u><u>\$8,991,118</u></u>	<u><u>\$10,534,181</u></u>	<u><u>\$13,480,121</u></u>

**City of Pickerington, Ohio**  
Fund Balances, Governmental Funds  
Last Ten Years  
(Modified Accrual Basis of Accounting)

	2006	2005	2004	2003	2002
<b><u>General Fund</u></b>					
Reserved	\$288,182	\$78,393	\$63,162	\$16,811	\$438,584
Unreserved	<u>2,257,696</u>	<u>1,606,415</u>	<u>1,454,927</u>	<u>1,738,398</u>	<u>1,061,727</u>
<i>Total General Fund</i>	<u>2,545,878</u>	<u>1,684,808</u>	<u>1,518,089</u>	<u>1,755,209</u>	<u>1,500,311</u>
<b>All Other Governmental Funds</b>					
Reserved	409,864	330,970	620,035	1,604,850	1,917,485
Unreserved, Undesignated, Reported in:					
Special Revenue Funds	1,036,284	699,334	797,562	1,006,459	620,148
Debt Service Funds	118,724	59,008	71,926	86,626	17,419
Capital Projects Funds (Deficit)	<u>(1,702,384)</u>	<u>(2,892,145)</u>	<u>(4,075,503)</u>	<u>(3,846,340)</u>	<u>(3,532,358)</u>
<i>Total All Other Governmental Funds</i>	<u>(137,512)</u>	<u>(1,802,833)</u>	<u>(2,585,980)</u>	<u>(1,148,405)</u>	<u>(977,306)</u>
<b>Total Governmental Funds (Deficit)</b>	<u><u>\$2,408,366</u></u>	<u><u>(\$118,025)</u></u>	<u><u>(\$1,067,891)</u></u>	<u><u>\$606,804</u></u>	<u><u>\$523,005</u></u>

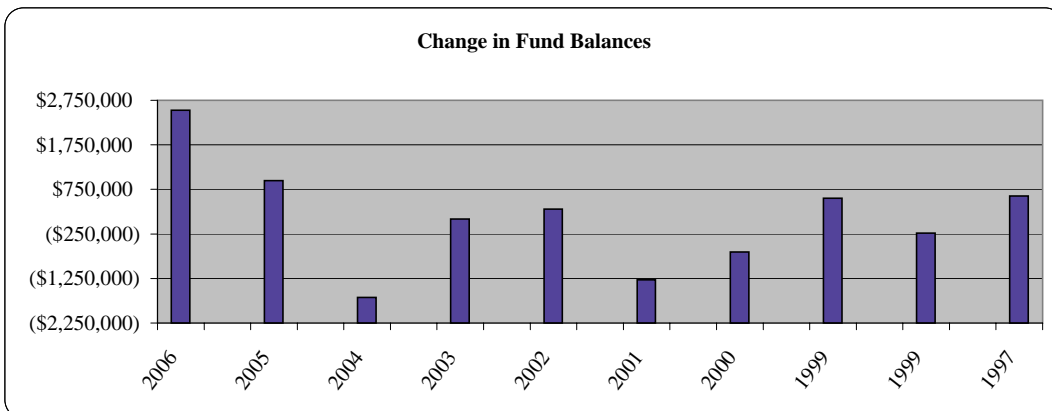


<u>2001</u>	<u>2000</u>	<u>1999</u>	<u>1998</u>	<u>1997</u>
\$244,212	\$178,298	\$211,445	\$215,784	\$134,593
<u>1,195,488</u>	<u>933,838</u>	<u>1,062,152</u>	<u>737,380</u>	<u>969,440</u>
<u>1,439,700</u>	<u>1,112,136</u>	<u>1,273,597</u>	<u>953,164</u>	<u>1,104,033</u>
1,344,731	470,551	505,862	331,723	377,319
539,507	260,955	480,763	410,374	408,431
469	469	469	452	7
<u>(3,106,651)</u>	<u>(343,539)</u>	<u>(106,464)</u>	<u>(96,507)</u>	<u>(58,109)</u>
<u>(1,221,944)</u>	<u>388,436</u>	<u>880,630</u>	<u>646,042</u>	<u>727,648</u>
<u>\$217,756</u>	<u>\$1,500,572</u>	<u>\$2,154,227</u>	<u>\$1,599,206</u>	<u>\$1,831,681</u>

**City of Pickerington, Ohio**  
**Changes in Fund Balances, Governmental Funds**  
 Last Ten Years  
 (Modified Accrual Basis of Accounting)

	2006	2005 (2)	2004	2003 (3) (4)	2002
<b>Revenues</b>					
Property and Other Taxes	\$2,163,404	\$1,892,648	\$1,709,145	\$1,717,578	\$1,574,611
Permissive Motor Vehicle Registration Fees	162,253	146,739	128,803	0	0
Municipal Income Taxes	3,978,315	3,607,752	3,336,898	3,105,152	3,041,993
Charges for Services	588,978	551,183	505,128	905,011	918,555
Licenses and Permits	568,193	671,412	625,577	1,743,833	1,187,009
Impact Fees	922,709	24,290	0	0	0
Fines and Forfeitures	131,273	113,459	106,296	0	0
Intergovernmental	2,188,653	1,272,596	1,165,891	1,004,756	1,051,570
Interest	435,426	230,845	117,419	111,217	191,799
Payments in Lieu of Taxes	588,302	441,371	348,359	190,976	152,982
Rent	11,271	1,200	7,437	10,710	11,275
Contributions and Donations	13,288	12,394	7,256	5,216	4,892
Other	163,766	187,516	238,551	131,519	93,474
<b>Total Revenues</b>	<b>11,915,831</b>	<b>9,153,405</b>	<b>8,296,760</b>	<b>8,925,968</b>	<b>8,228,160</b>
<b>Expenditures</b>					
<b>Current:</b>					
General Government	1,911,991	2,246,436	1,974,974	2,194,316	2,260,430
Security of Persons and Property	3,425,707	3,135,374	2,826,306	2,435,694	2,245,129
Transportation	439,144	487,891	554,026	538,467	506,550
Leisure Time Activities	724,720	763,549	716,456	741,916	668,724
Public Health Services	142,208	116,159	103,208	105,265	100,010
Community Environment	1,238,791	1,305,830	1,210,341	1,058,511	870,283
Capital Outlay	2,544,059	2,735,449	3,750,293	3,522,136	5,518,889
<b>Debt Service:</b>					
Principal Retirement	313,121	2,208,420	2,423,764	297,219	46,164
Interest and Fiscal Charges	515,277	426,860	255,712	204,645	264,137
Bond Issuance Costs	0	0	26,380	0	0
<b>Total Expenditures</b>	<b>11,255,018</b>	<b>13,425,968</b>	<b>13,841,460</b>	<b>11,098,169</b>	<b>12,480,316</b>
<i>Excess of Revenues Over (Under) Expenditures</i>	<b>660,813</b>	<b>(4,272,563)</b>	<b>(5,544,700)</b>	<b>(2,172,201)</b>	<b>(4,252,156)</b>
<b>Other Financing Sources (Uses):</b>					
Proceeds from the Sale of Capital Assets	1,095	3,549	0	0	4,129
Inception of a Capital Lease	31,683	0	0	0	128,276
Lease Proceeds	0	0	0	0	4,300,000
General Obligation Bonds Issued	0	0	1,550,000	0	0
Premium on Bond Issuance	0	0	18,845	0	0
Notes Issued	3,645,000	3,010,000	2,170,000	2,256,000	125,000
Loans Issued	1,097,800	4,378,880	169,000	0	0
Current Refunding of Bond Anticipation Note	(2,910,000)	(2,170,000)	0	0	0
Transfers In	2,842,529	2,442,706	2,383,764	2,298,864	2,212,795
Transfers Out	(2,842,529)	(2,442,706)	(2,421,604)	(2,298,864)	(2,212,795)
<b>Total Other Financing Sources (Uses)</b>	<b>1,865,578</b>	<b>5,222,429</b>	<b>3,870,005</b>	<b>2,256,000</b>	<b>4,557,405</b>
<b>Net Change in Fund Balances</b>	<b>\$2,526,391</b>	<b>\$949,866</b>	<b>(\$1,674,695)</b>	<b>\$83,799</b>	<b>\$305,249</b>
<i>Debt Service as a Percentage of Noncapital Expenditures</i>	10.5%	32.7%	36.6%	7.1%	4.7%

- (1) Includes, General, Special Revenue, Capital Projects, and Debt Service Funds.  
 (2) During 2005, the City adopted and enforced impact fees on new residential and commercial development within the City.  
 (3) Prior to 2004, permissive motor vehicle registration fees revenue was combined with property and other taxes revenue.  
 (4) Prior to 2004, fines and forfeitures were combined with licenses and permits.



2001	2000	1999	1998	1997
\$1,375,192	\$798,049	\$756,156	\$985,318	\$633,766
0	0	0	0	0
2,782,304	2,445,555	2,236,481	2,117,199	1,828,099
826,987	529,084	190,518	153,124	180,604
773,027	590,881	523,678	469,730	353,365
0	0	0	0	0
0	0	0	0	0
1,255,515	1,540,931	968,467	1,072,347	931,638
405,286	252,287	258,399	220,138	107,899
122,120	90,578	42,363	0	0
6,790	0	0	0	0
115,016	0	0	0	0
53,186	39,626	358,011	163,631	353,822
<u>7,715,423</u>	<u>6,286,991</u>	<u>5,334,073</u>	<u>5,181,487</u>	<u>4,389,193</u>
2,152,488	1,725,815	1,335,564	1,286,863	1,174,040
1,992,201	1,850,855	1,532,577	1,472,013	1,444,795
518,741	582,601	483,285	375,081	284,995
620,556	444,796	329,484	329,952	289,011
63,614	54,469	52,851	53,088	39,204
668,092	609,935	229,749	171,363	144,318
2,854,710	1,620,192	856,122	1,704,941	524,726
27,909	12,110	12,550	1,143	7,236
167,442	39,873	18,231	19,568	24,528
0	0	0	0	0
<u>9,065,753</u>	<u>6,940,646</u>	<u>4,850,413</u>	<u>5,414,012</u>	<u>3,932,853</u>
<u>(1,350,330)</u>	<u>(653,655)</u>	<u>483,660</u>	<u>(232,525)</u>	<u>456,340</u>
0	0	6,851	50	595
67,514	0	64,510	0	0
0	0	0	0	0
0	0	0	0	0
0	0	0	0	0
0	0	0	0	0
0	0	0	0	0
2,249,267	2,120,743	2,151,712	2,143,016	1,960,343
<u>(2,249,267)</u>	<u>(2,120,743)</u>	<u>(2,151,712)</u>	<u>(2,143,016)</u>	<u>(1,817,575)</u>
<u>67,514</u>	<u>0</u>	<u>71,361</u>	<u>50</u>	<u>143,363</u>
<u>(\$1,282,816)</u>	<u>(\$653,655)</u>	<u>\$555,021</u>	<u>(\$232,475)</u>	<u>\$599,703</u>
3.2%	1.0%	0.8%	0.6%	0.9%

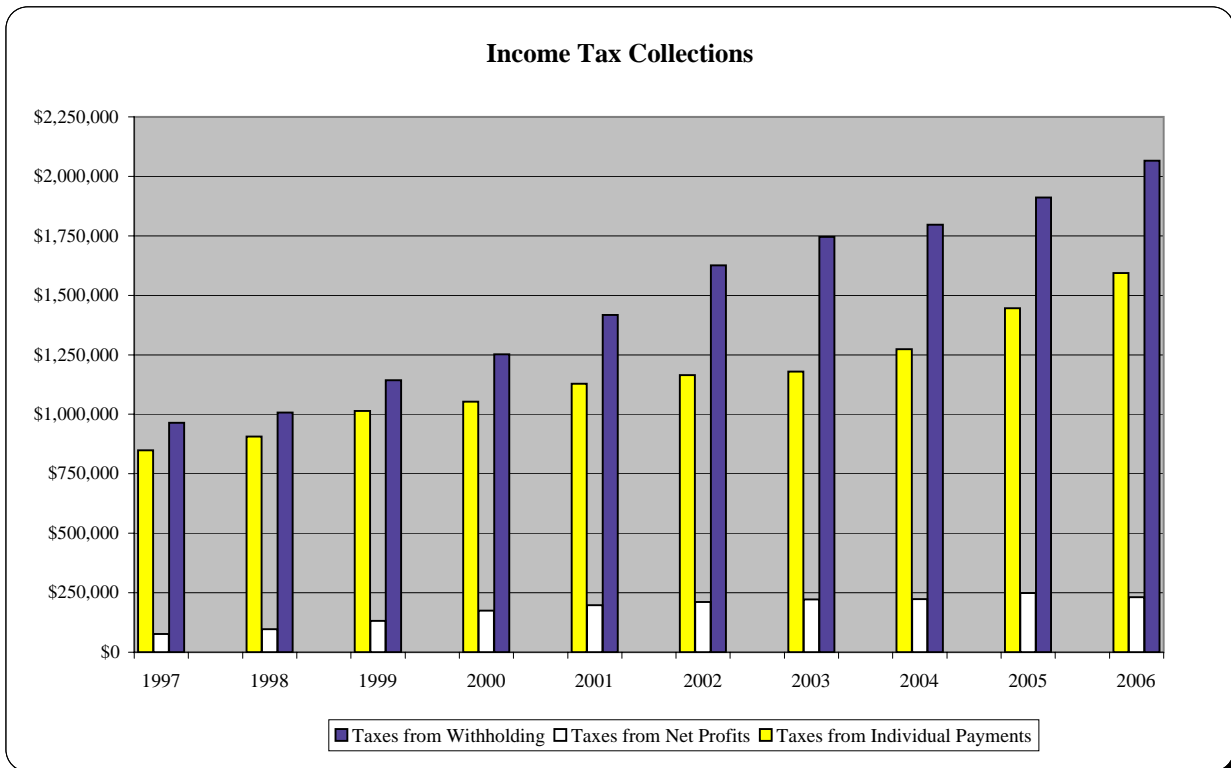
This page intentionally left blank

**City of Pickerington, Ohio**  
**Income Tax Revenue Base and Collections**  
**Last Ten Years**

Tax Year	Tax Rate	Total Tax Collected (1)	Taxes from Withholding	Percentage of Taxes from Withholding	Taxes from Net Profits	Percentage of Taxes from Net Profits	Taxes from Individual Payments	Percentage of Taxes from Individual Payments
2006	1%	\$4,010,850	\$2,065,261	51.49%	\$231,045	5.76%	\$1,593,402	39.73%
2005	1%	3,648,635	1,911,467	52.39%	248,148	6.80%	1,445,226	39.61%
2004	1%	3,372,437	1,796,896	53.28%	222,780	6.61%	1,273,934	37.77%
2003	1%	3,105,152	1,746,233	56.24%	222,334	7.16%	1,179,860	38.00%
2002	1%	3,041,993	1,625,365	53.43%	211,421	6.95%	1,164,348	38.28%
2001	1%	2,782,304	1,418,030	50.97%	198,262	7.13%	1,127,921	40.54%
2000	1%	2,445,555	1,252,396	51.21%	174,778	7.15%	1,053,329	43.07%
1999	1%	2,236,481	1,143,771	51.14%	131,867	5.90%	1,013,832	45.33%
1998	1%	2,117,199	1,007,544	47.59%	97,428	4.60%	905,895	42.79%
1997	1%	1,828,099	964,339	52.75%	76,746	4.20%	848,484	46.41%

(1) 2004 through 2006 are on an accrual basis and 1997 through 2003 are on a modified accrual basis.

Source: Income Tax Reports, City Income Tax Department



**City of Pickerington, Ohio**  
Assessed and Estimated Actual Value of Taxable Property  
Last Ten Years

Collection Year	Real Property			Tangible Personal Property	
	Assessed Value		Estimated Actual Value	Public Utility	
	Residential/ Agricultural	Commercial/ Industrial/PU		Assessed Value	Estimated Actual Value
2006	\$296,541,550	\$74,459,960	\$1,060,004,314	\$2,404,130	\$9,616,520
2005	274,074,910	67,709,680	976,527,400	2,570,000	10,280,000
2004	202,205,656	57,042,554	740,709,171	2,653,000	10,612,000
2003	181,118,613	51,094,027	663,464,686	2,304,000	9,216,000
2002	165,333,472	46,643,108	605,647,371	2,113,000	8,452,000
2001	132,015,429	37,238,595	483,582,926	2,354,000	9,416,000
2000	124,902,648	35,232,511	457,529,026	3,474,000	13,896,000
1999	116,107,797	32,755,513	425,323,743	3,559,000	14,236,000
1998	101,631,348	28,672,462	372,296,600	3,864,000	15,456,000
1997	97,152,221	27,407,549	355,885,057	3,906,000	15,624,000

Real property is reappraised every six years with a State mandated update of the current market value in the third year following each reappraisal.

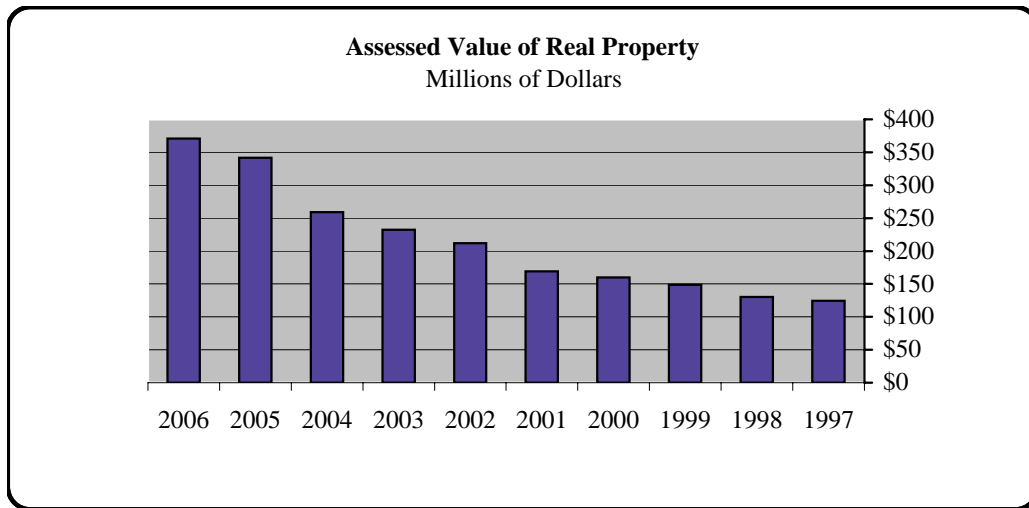
The assessed value of real property (including public utility real property) is 35 percent of estimated true value. Personal property tax is assessed on all tangible personal property used in business in Ohio. The assessed value of public utility personal property ranges from 25 percent of true value for railroad property to 88 percent for electric transmission and distribution property. The general business tangible personal property tax is being phased out beginning in 2006. The listing percentage is 18.75 percent for 2006, 12.5 percent for 2007, 6.25 percent for 2008 and zero for 2009.

The tangible personal property values associated with each year are the values that, when multiplied by the applicable rates, generated the property tax revenue billed in that year. For real property, the amounts generated by multiplying the assessed values by the applicable rates would be reduced by the 10 percent, 2 1/2 percent and homestead exemptions before being billed. Beginning in the 2006 collection year, the 10 percent rollback for commercial/ industrial property has been eliminated.

Values are shown net of exempt property.

Source: Fairfield County, Ohio; County Auditor

Tangible Personal Property		General Business			Total		Weighted Average Tax Rate
Assessed Value	Estimated Actual Value	Assessed Value	Estimated Actual Value	Ratio			
\$3,365,560	\$17,949,653	\$376,771,200	\$1,087,570,488	35%	\$5.06		
5,428,246	21,712,984	349,782,836	1,008,520,384	35%	\$5.19		
6,955,219	27,820,876	268,856,429	779,142,047	35%	\$5.43		
7,622,063	30,488,252	242,138,703	703,168,938	34%	\$5.58		
7,298,102	29,192,408	221,387,682	643,291,779	34%	\$5.74		
7,630,978	30,523,912	179,239,002	523,522,838	34%	\$6.27		
5,551,307	22,205,228	169,160,466	493,630,254	34%	\$4.20		
5,407,527	21,630,108	157,829,837	461,189,851	34%	\$4.30		
4,615,540	18,462,160	138,783,350	406,214,760	34%	\$4.50		
3,370,745	13,482,980	131,836,515	384,992,037	34%	\$4.46		



**City of Pickerington, Ohio**  
Property Tax Rates, Direct and Overlapping Governments  
(per \$1,000 of assessed value)  
Last Ten Years (1)

	<u>2006</u>	<u>2005</u>	<u>2004</u>	<u>2003</u>	<u>2002</u>
<b>Unvoted Millage</b>					
Operating	2.300000	2.300000	2.300000	2.300000	2.300000
<b>Voted Millage - by levy</b>					
2000 Police					
Residential/Agricultural Real	3.898059	3.945072	4.403982	4.587781	4.724467
Commercial/Industrial/Public Utility/Mineral Real	4.809866	4.488682	4.885271	4.862022	4.602703
General Business/Public Utility Personal	5.500000	5.500000	5.500000	5.500000	5.500000
<b>Total Millage By Type of Property</b>					
Residential/Agricultural Real	6.198059	6.245072	6.703982	6.887781	7.024467
Commercial/Industrial/Public Utility/Mineral Real	7.109866	6.788682	7.185271	7.162022	6.902703
General Business/Public Utility Personal	7.800000	7.800000	7.800000	7.800000	7.800000
<b>Overlapping Rates by Taxing District</b>					
Fairfield County					
Residential/Agricultural Real	7.077422	5.268250	4.936474	4.956371	4.972489
Commercial/Industrial/Public Utility/Mineral Real	7.144626	5.425848	5.044684	5.023202	4.994277
General Business/Public Utility Personal	7.550000	7.550000	7.050000	7.050000	7.050000
Violet Township					
Residential/Agricultural Real	7.610399	7.675531	8.407761	8.546459	8.823330
Commercial/Industrial/Public Utility/Mineral Real	7.736581	7.415380	7.952246	7.942057	4.082475
General Business/Public Utility Personal	12.150000	12.150000	12.150000	12.150000	8.300000
Pickerington Local School District					
Residential/Agricultural Real	36.794741	37.401946	40.212664	32.687411	32.935932
Commercial/Industrial/Public Utility/Mineral Real	38.656987	38.292281	40.203231	31.665967	31.209597
General Business/Public Utility Personal	77.050000	77.500000	78.000000	70.100000	70.100000
Eastland Joint Vocational School					
Residential/Agricultural Real	2.000000	2.000000	2.000000	2.000000	2.000000
Commercial/Industrial/Public Utility/Mineral Real	2.000000	2.000000	2.000000	2.000000	2.000000
General Business/Public Utility Personal	2.000000	2.000000	2.000000	2.000000	2.000000

(1) Property tax rates shown are based on collection year.

Real property tax rates are reduced so that inflationary increases in value do not generate additional taxes. Real property is reappraised every six years and property values are updated in the third year following each reappraisal.

Source: Fairfield County, Ohio; County Auditor

<u>2001</u>	<u>2000</u>	<u>1999</u>	<u>1998</u>	<u>1997</u>
<u>2.300000</u>	<u>2.300000</u>	<u>2.300000</u>	<u>2.300000</u>	<u>2.300000</u>
5.438631	2.644422	2.695094	2.960711	2.967927
5.435188	2.216880	2.253719	2.644334	2.676773
<u>5.500000</u>	<u>5.500000</u>	<u>5.500000</u>	<u>5.500000</u>	<u>5.500000</u>
7.738631	4.944422	4.995094	5.260711	5.267927
7.735188	4.516880	4.553719	4.944334	4.976773
<u>7.800000</u>	<u>7.800000</u>	<u>7.800000</u>	<u>7.800000</u>	<u>7.800000</u>
5.335428	5.346535	5.202055	4.552248	4.563568
5.551733	5.575927	5.491144	4.939510	4.963396
7.050000	7.050000	7.050000	7.050000	7.050000
5.458430	5.485503	5.769868	6.093911	6.136934
4.838776	5.067297	5.360412	5.980323	6.087280
8.300000	8.300000	8.550000	8.550000	8.550000
35.485208	31.601706	31.781839	35.452173	31.618777
34.036770	30.713668	31.261710	35.552657	31.865187
70.300000	66.360000	66.360000	68.960000	65.000000
2.000000	2.000000	2.000000	1.200000	1.200000
2.000000	2.000000	2.000000	1.200000	1.200000
2.000000	2.000000	2.000000	1.200000	1.200000

This page intentionally left blank

**City of Pickerington, Ohio**

Principal Taxpayers

Real Estate Tax

2006 and 1997 (1)

Name of Taxpayer	2006	
	Assessed Value	Percent of Real Property Assessed Value
Pickerington Apartments LLC	\$5,922,760	1.60%
Dominion Homes Inc.	4,183,440	1.13%
Regency Centers LP	4,126,610	1.11%
Lakes Edge Partnership	3,325,000	0.90%
M/I Homes of Central Ohio	2,981,320	0.80%
Pickerington Plaza Limited Par	2,933,820	0.79%
Centex Homes	2,295,540	0.62%
Homewood Corporation	2,266,540	0.61%
Hill Road Plaza	2,229,290	0.60%
DDR Continental LP	2,139,730	0.58%
Totals	<u>\$32,404,050</u>	<u>8.73%</u>
Total Assessed Valuation	<u>\$371,001,510</u>	

Name of Taxpayer	1997	
	Assessed Value	Percent of Real Property Assessed Value
Associated Estates Realty	\$4,313,370	3.46%
T & M Pickerington Dev. Ltd	3,281,950	2.63%
Lakes Edge Partnership	3,200,570	2.57%
Richard Solove	2,081,830	1.67%
Hill Road Plaza Inc.	1,459,230	1.17%
Pickerington Retail Partners	1,175,840	0.94%
Samuel M. Baker	1,124,800	0.90%
World Business Services	953,300	0.77%
Centex Real Estate Corp.	685,980	0.55%
Grant Medical Center	591,030	0.47%
Totals	<u>\$18,867,900</u>	<u>15.15%</u>
Total Assessed Valuation	<u>\$124,559,770</u>	

(1) The amounts presented represent the assessed values upon which 2006 and 1997 collections were based.

Source: Fairfield County, Ohio; County Auditor

**City of Pickerington, Ohio**  
Principal Taxpayers  
Tangible Personal Property Tax  
2006 and 1998 (1)

Name of Taxpayer	2006	
	Assessed Value	Percent of Tangible Personal Property Assessed Value
Insight Communication of Central Ohio	\$803,420	23.87%
Kroger Co.	543,800	16.16%
Barnes & Noble Booksellers	399,480	11.87%
Bed, Bath & Beyond Inc.	304,720	9.05%
Discount Drug Mart	274,620	8.16%
Kohls Department Stores Inc.	256,480	7.62%
Hook Superx Inc.	191,110	5.68%
Sears Roebuck & Co.	184,450	5.48%
Pickerington Apartments	175,874	5.23%
GE Commercial Finance Business	175,080	5.20%
<b>Total</b>	<b>\$3,309,034</b>	<b>98.32%</b>
<b>Total Assessed Valuation</b>	<b>\$3,365,560</b>	

Name of Taxpayer	1998	
	Assessed Value	Percent of Tangible Personal Property Assessed Value
Kroger Co.	\$767,640	22.77%
Southtown Corporation	476,040	14.12%
Penn Traffic	245,790	7.29%
Revco Discount Drug Center	187,870	5.57%
Cracker Barrel	185,600	5.51%
Hook Superx, Inc.	172,360	5.11%
Mellon Leasing Corporation	141,430	4.20%
Dispatch Printing Co.	140,750	4.18%
Insight Communication of Central Ohio	131,200	3.89%
Capitol Citicom Inc.	128,430	3.81%
<b>Total</b>	<b>\$2,577,110</b>	<b>76.46%</b>
<b>Total Assessed Valuation</b>	<b>\$3,370,745</b>	

(1) The amounts presented represent the assessed values upon which 2006 and 1998 collections were based. The 1998 values were used since the 1997 information was unavailable.

Source: Fairfield County, Ohio; County Auditor

**City of Pickerington, Ohio**

Principal Taxpayers

Public Utilities Tax

2006 and 1997 (1)

Name of Taxpayer	2006	
	Assessed Value	Percent of Public Utility Assessed Value
Columbia Gas of Ohio	\$543,720	22.62%
South Central Power Co.	527,540	21.94%
Ohio Bell Telephone Company	497,070	20.68%
Columbus Southern Power Co.	345,370	14.37%
<b>Total</b>	<b>1,913,700</b>	<b>79.61%</b>
<b>Total Assessed Valuation</b>	<b>\$2,404,130</b>	

Name of Taxpayer	1997	
	Assessed Value	Percent of Public Utility Assessed Value
Ohio Bell Telephone Company	1,457,800	37.32%
Columbia Gas of Ohio	1,315,800	33.69%
United Telephone	315,860	8.09%
South Central Power Co.	264,270	6.77%
Columbus Southern Power Co.	214,080	5.48%
<b>Total</b>	<b>3,567,810</b>	<b>91.34%</b>
<b>Total Assessed Valuation</b>	<b>\$3,906,000</b>	

(1) The amounts presented represent the assessed values upon which 2006 and 1997 collections were based.

Source: Fairfield County, Ohio; County Auditor

**City of Pickerington, Ohio**  
Property Tax Levies and Collections (1)  
Real and Public Utility, and Tangible Personal Property  
Last Ten Years (3)

	2006	2005	2004	2003
<b><u>Real and Public Utility Property</u></b>				
Tax Levy	\$2,238,955	\$1,955,905	\$1,733,271	\$1,621,759
Current Tax Collections (2)	2,126,477	1,877,786	1,708,689	1,573,532
Percent of Current Collections to Levy	94.98%	96.01%	98.58%	97.03%
Delinquent Tax Collections	58,773	57,748	32,977	35,440
Total Tax Collections	2,185,250	1,935,534	1,741,666	1,608,972
Ratio of Total Collections to Levy	97.60%	98.96%	100.48%	99.21%
Outstanding Delinquent Taxes	142,872	99,101	50,817	46,080
Ratio of Outstanding Delinquent Taxes to Tax Levy	6.38%	5.07%	2.93%	2.84%
 <b><u>Tangible Personal Property</u></b>				
Tax Levy	\$52,415	\$50,242	\$50,707	\$50,722
Current Tax Collections	45,326	39,951	40,855	39,820
Percent of Current Collections to Levy	86.48%	79.52%	80.57%	78.51%
Delinquent Tax Collections	966	218	86	712
Total Tax Collections	46,292	40,169	40,941	40,532
Ratio of Total Collections to Levy	88.32%	79.95%	80.74%	79.91%
Outstanding Delinquent Taxes	14,114	9,226	8,631	3,627
Ratio of Outstanding Delinquent Taxes to Tax Levy	26.93%	18.36%	17.02%	7.15%

Source: Fairfield County, Ohio; County Auditor

- (1) Does not include state reimbursements of homestead and rollback exemptions.
- (2) Includes penalties which are not included in the total tax levy.
- (3) The year presented represents the collection year.

2002	2001	2000	1999	1998	1997
\$1,372,739	\$1,210,588	\$742,888	\$673,947	\$621,924	\$594,544
1,323,768	1,161,218	700,256	654,598	608,817	555,953
96.43%	95.92%	94.26%	97.13%	97.89%	93.51%
34,506	18,946	20,768	13,053	8,242	6,838
1,358,274	1,180,164	721,024	667,651	617,059	562,791
98.95%	97.49%	97.06%	99.07%	99.22%	94.66%
41,784	62,371	24,708	29,110	20,765	17,404
3.04%	5.15%	3.33%	4.32%	3.34%	2.93%
\$47,808	\$46,718	\$40,493	\$37,031	\$28,863	\$29,327
43,622	43,652	38,899	32,873	27,382	27,810
91.24%	93.44%	96.06%	88.77%	94.87%	94.83%
195	54	7,782	123	957	473
43,817	43,706	46,681	32,996	28,339	28,283
91.65%	93.55%	115.28%	89.10%	98.18%	96.44%
3,479	3,251	1,478	3,191	1,481	2,873
7.28%	6.96%	3.65%	8.62%	5.13%	9.80%

**City of Pickerington, Ohio**  
Ratio of Outstanding Debt to Total  
Personal Income and Debt Per Capita  
Last Ten Years

Governmental Activities						
Year	General Obligation Bonds (3)	Revenue Anticipation Notes	Bond Anticipation Notes	State Infrastructure Bank Loan (5)	Ohio Municipal Bond Financing Program Loan (4)	Capital Leases (6)
2006	\$1,471,562	\$3,555,500	\$3,870,000	\$3,645,680	\$0	\$3,825,591
2005	1,522,459	3,779,500	3,010,000	2,547,880	0	3,957,029
2004	1,568,356	4,004,500	2,880,000	0	169,000	4,120,449
2003	0	2,132,000	4,721,000	0	0	4,288,213
2002 (2)	0	2,012,500	2,275,000	0	0	4,460,556
2001	0	2,374,500	2,145,000	0	0	80,598
2000	0	780,000	1,320,000	0	0	40,993
1999	0	0	450,000	0	0	53,103
1998	0	0	400,000	0	0	617
1997	0	0	500,000	0	0	1,760

Note: Details regarding the City's outstanding debt can be found in the Notes to the Basic Financial Statements.

- (1) See S30 & S31 for personal income and population data
- (2) During 2003, outstanding debt balances were restated.
- (3) 2004 was the first year general obligation bonds payable from property taxes were issued.
- (4) During 2005, the City drew down \$2,000,000 in loan proceeds, the total amount authorized. During 2005, the City retired the \$2,000,000 Ohio Municipal Bond Financing Program Loan with the State Infrastructure Bank Loan proceeds.
- (5) During 2005, the City entered into a State Infrastructure Bank Loan agreement with the Ohio Department of Transportation in the amount of \$7,737,113 for the purpose of financing the Diley Road Widening and Realignment Project.
- (6) During 2002, the City entered into a lease with First Star Bank for the construction of a new police facility.

Business-Type Activities

---

General Obligation Bonds	Bond Anticipation Notes	Revenue Note	OWDA Loan	Issue Two Notes	Capital Leases	Total Debt	Percentage of Personal Income (1)	Per Capita (1)
\$4,483,168	\$2,725,000	\$2,800,000	\$836,526	\$31,507	\$134,633	\$27,379,167	7.81%	\$2,017
4,788,814	2,685,000	2,847,244	886,446	44,111	182,652	26,251,135	7.78%	2,009
5,089,460	3,430,000	2,847,244	933,859	56,715	113,455	25,213,038	8.03%	2,074
5,695,723	3,775,000	3,042,244	978,894	69,319	11,185	24,713,578	8.49%	2,195
5,605,000	4,229,500	295,582	988,219	81,923	21,673	19,969,953	7.39%	1,911
5,840,000	3,075,000	0	1,029,224	94,527	31,507	14,670,356	5.58%	1,442
6,045,000	2,275,000	0	250,205	107,131	40,728	10,859,057	4.29%	1,109
6,250,000	2,575,000	0	263,935	119,735	0	9,711,773	7.88%	1,209
3,605,000	5,075,000	0	276,857	132,339	0	9,489,813	7.84%	1,202
3,745,000	3,975,000	0	289,020	144,943	0	8,655,723	7.29%	1,118

**City of Pickerington, Ohio**  
Ratio of General Obligation Bonded Debt  
to Estimated Actual Value and Per Capita  
Last Ten Years

<u>Year</u>	<u>Population (1)</u>	<u>Estimated Actual</u>	<u>General Obligation Bonded Debt</u>	<u>General Obligation Bonded Debt to Assessed Value</u>	<u>General Obligation Bonded Debt Per Capita</u>
2006	13,573	\$1,087,570,488	\$1,471,562	0.14%	\$108.42
2005	13,066	1,008,520,384	1,522,459	0.15%	116.52
2004 (2)	12,159	779,142,047	1,568,356	0.20%	128.99
2003	11,259	703,168,938	0	0.00%	0.00
2002	10,452	643,291,779	0	0.00%	0.00
2001	10,171	523,522,838	0	0.00%	0.00
2000	9,792	493,630,254	0	0.00%	0.00
1999	8,035	461,189,851	0	0.00%	0.00
1998	7,895	406,214,760	0	0.00%	0.00
1997	7,744	384,992,037	0	0.00%	0.00

(1) Population estimates from Mid Ohio Regional Planning Commission

(2) 2004 was the first year general obligation bonds payable from property taxes were issued.

Source: City financial records

**City of Pickerington, Ohio**  
 Computation of Direct and Overlapping Governmental Activities Debt  
 December 31, 2006

Jurisdiction	Governmental Activities Debt Outstanding	Percentage Applicable to City of Pickerington	Amount Applicable to the City of Pickerington
<b><u>Direct - City of Pickerington</u></b>			
General Obligation Bonds	\$1,471,562	100%	\$1,471,562
Revenue Anticipation Notes	3,555,500	100%	3,555,500
Bond Anticipation Notes	3,870,000	100%	3,870,000
State Infrastructure Bank Loan	3,645,680	100%	3,645,680
Capital Leases	3,825,591	100%	3,825,591
Total Direct Debt	<u>16,368,333</u>		<u>16,368,333</u>
<b><u>Overlapping Debt</u></b>			
Fairfield County	24,530,392	12.75	3,127,625
Violet Township	2,880,000	41.14	1,184,832
Pickerington Local School District	110,739,127	36.17	40,054,342
Total Overlapping Debt	<u>138,149,519</u>		<u>44,366,799</u>
Total Direct and Overlapping Debt	<u>\$154,517,852</u>		<u>\$60,735,132</u>

Note: The percentage of gross indebtedness of the City's overlapping political subdivisions was determined by dividing each overlapping subdivision's assessed value within the City by the subdivision's total assessed valuation.

**City of Pickerington, Ohio**  
**Legal Debt Margin**  
**Last Ten Years**

	2006	2005	2004	2003
Total Assessed Property Value	<u>\$376,771,200</u>	<u>\$349,782,838</u>	<u>\$268,856,429</u>	<u>\$242,138,703</u>
Overall Legal Debt Limit (10 ½ % of Assessed Valuation)	<u>39,560,976</u>	<u>36,727,198</u>	<u>28,229,925</u>	<u>25,424,564</u>
Debt Outstanding:				
General Obligation Bonds Payable	\$6,170,000	\$6,550,000	\$6,920,000	\$5,680,000
Notes Payable	12,950,500	12,321,744	13,161,744	13,670,244
Loans Payable	3,645,680	2,547,880	169,000	0
Issue Two Notes Payable	31,507	44,111	56,715	69,319
OWDA Loans Payable	<u>836,526</u>	<u>886,446</u>	<u>933,859</u>	<u>978,894</u>
Total Gross Indebtedness Outstanding	23,634,213	22,350,181	21,241,318	20,398,457
Less: Debt Exempt from Limitation				
General Obligation Bonds Payable	(4,715,000)	(5,045,000)	(5,370,000)	(5,680,000)
Notes Payable	(5,525,000)	(5,532,244)	(6,277,244)	(6,817,244)
Issue Two Notes Payable	(31,507)	(44,111)	(56,715)	(69,319)
OWDA Loans Payable	(836,526)	(886,446)	(933,859)	(978,894)
Amount Available in the Debt Service Fund for General Obligations	<u>(118,724)</u>	<u>(59,008)</u>	<u>(71,926)</u>	<u>(86,626)</u>
Total Net Debt Applicable to Debt Limit	<u>12,407,456</u>	<u>10,783,372</u>	<u>8,531,574</u>	<u>6,766,374</u>
Legal Debt Margin Within 10 ½ % Limitations	<u>\$27,153,520</u>	<u>\$25,943,826</u>	<u>\$19,698,351</u>	<u>\$18,658,190</u>
Legal Debt Margin as a Percentage of the Debt Limit	68.64%	70.64%	69.78%	73.39%
Unvoted Debt Limitation (5 ½ % of Assessed Valuation)	<u>\$20,722,416</u>	<u>\$19,238,056</u>	<u>\$14,787,104</u>	<u>\$13,317,629</u>
Total Gross Indebtedness	23,634,213	22,350,181	21,241,318	20,398,457
Less:				
Notes Payable	(5,525,000)	(5,532,244)	(6,277,244)	(6,817,244)
General Obligation Bonds Payable	(4,715,000)	(5,045,000)	(5,370,000)	(5,680,000)
Issue Two Notes Payable	(31,507)	(44,111)	(56,715)	(69,319)
OWDA Loans Payable	(836,526)	(886,446)	(933,859)	(978,894)
Amount Available in the Debt Service Fund for General Obligations	<u>(118,724)</u>	<u>(59,008)</u>	<u>(71,926)</u>	<u>(86,626)</u>
Net Debt Within 5 ½ % Limitations	<u>12,407,456</u>	<u>10,783,372</u>	<u>8,531,574</u>	<u>6,766,374</u>
Unvoted Legal Debt Margin Within 5 ½ % Limitations	<u>\$8,314,960</u>	<u>\$8,454,684</u>	<u>\$6,255,530</u>	<u>\$6,551,255</u>
Unvoted legal Debt Margin as a Percentage of the Unvoted Debt Limitation	40.13%	43.95%	42.30%	49.19%

Sources: Fairfield County, Ohio; County Auditor, and City financial records.

2002	2001	2000	1999	1998	1997
<u>\$221,387,682</u>	<u>\$179,239,002</u>	<u>\$169,160,466</u>	<u>\$157,829,837</u>	<u>\$138,783,350</u>	<u>\$131,836,515</u>
<u>23,245,707</u>	<u>18,820,095</u>	<u>17,761,849</u>	<u>16,572,133</u>	<u>14,572,252</u>	<u>13,842,834</u>
\$5,605,000	\$5,840,000	\$6,045,000	\$6,250,000	\$3,605,000	\$3,745,000
8,812,582	7,594,500	4,375,000	3,025,000	5,475,000	4,025,000
0	0	0	0	0	0
81,923	94,527	107,131	119,735	132,339	144,943
<u>988,219</u>	<u>1,029,224</u>	<u>250,205</u>	<u>263,935</u>	<u>276,857</u>	<u>289,020</u>
15,487,724	14,558,251	10,777,336	9,658,670	9,489,196	8,203,963
(5,605,000)	(5,840,000)	(6,045,000)	(6,250,000)	(3,605,000)	(3,745,000)
(4,525,082)	(2,775,000)	(2,275,000)	(2,575,000)	(5,075,000)	(3,975,000)
(81,923)	(94,527)	(107,131)	(119,735)	(132,339)	(144,943)
(988,219)	(1,029,224)	(250,205)	(263,935)	(276,857)	(289,020)
<u>(17,419)</u>	<u>(469)</u>	<u>(469)</u>	<u>(469)</u>	<u>(452)</u>	<u>(7)</u>
<u>4,270,081</u>	<u>4,819,031</u>	<u>2,099,531</u>	<u>449,531</u>	<u>399,548</u>	<u>49,993</u>
<u>\$18,975,626</u>	<u>\$14,001,064</u>	<u>\$15,662,318</u>	<u>\$16,122,602</u>	<u>\$14,172,704</u>	<u>\$13,792,841</u>
81.63%	74.39%	88.18%	97.29%	97.26%	99.64%
<u>\$12,176,323</u>	<u>\$9,858,145</u>	<u>\$9,303,826</u>	<u>\$8,680,641</u>	<u>\$7,633,084</u>	<u>\$7,251,008</u>
15,487,724	14,558,251	10,777,336	9,658,670	9,489,196	8,203,963
(4,525,082)	(2,775,000)	(2,275,000)	(2,575,000)	(5,075,000)	(3,975,000)
(5,605,000)	(5,840,000)	(6,045,000)	(6,250,000)	(3,605,000)	(3,745,000)
(81,923)	(94,527)	(107,131)	(119,735)	(132,339)	(144,943)
(988,219)	(1,029,224)	(250,205)	(263,935)	(276,857)	(289,020)
<u>(17,419)</u>	<u>(469)</u>	<u>(469)</u>	<u>(469)</u>	<u>(452)</u>	<u>0</u>
<u>4,270,081</u>	<u>4,819,031</u>	<u>2,099,531</u>	<u>449,531</u>	<u>399,548</u>	<u>50,000</u>
<u>\$7,906,242</u>	<u>\$5,039,114</u>	<u>\$7,204,295</u>	<u>\$8,231,110</u>	<u>\$7,233,536</u>	<u>\$7,201,008</u>
64.93%	51.12%	77.43%	94.82%	94.77%	99.31%

**City of Pickerington, Ohio**  
Demographic and Economic Statistics  
Last Ten Years

Year	Population (1)	Total Personal Income (6)	Personal Income Per Capita (2)	Median Household Income (2)	Median Age (2)
2006	13,573	\$350,712,747	\$25,839	\$63,664	32.7
2005	13,066	337,612,374	25,839	63,664	32.7
2004	12,159	314,176,401	25,839	63,664	32.7
2003	11,259	290,921,301	25,839	63,664	32.7
2002	10,452	270,069,228	25,839	63,664	32.7
2001	10,171	262,808,469	25,839	63,664	32.7
2000	9,792	253,015,488	25,839	63,664	32.7
1999	8,035	123,176,550	15,330	45,862	30.8
1998	7,895	121,030,350	15,330	45,862	30.8
1997	7,744	118,715,520	15,330	45,862	30.8

(1) Source: Population estimates from Mid Ohio Regional Planning Commission

(2) Source: U.S. Census

(a) The 2000 Federal Census was used for years 2000 through 2006.

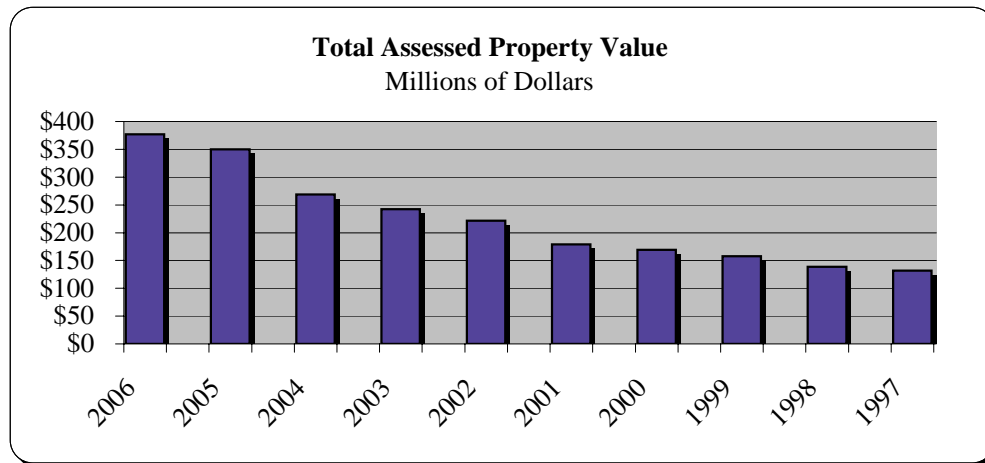
(b) The 1990 Federal Census was used for years 1997 through 1999.

(3) Source: Office of the Treasurer, Pickerington Local School District

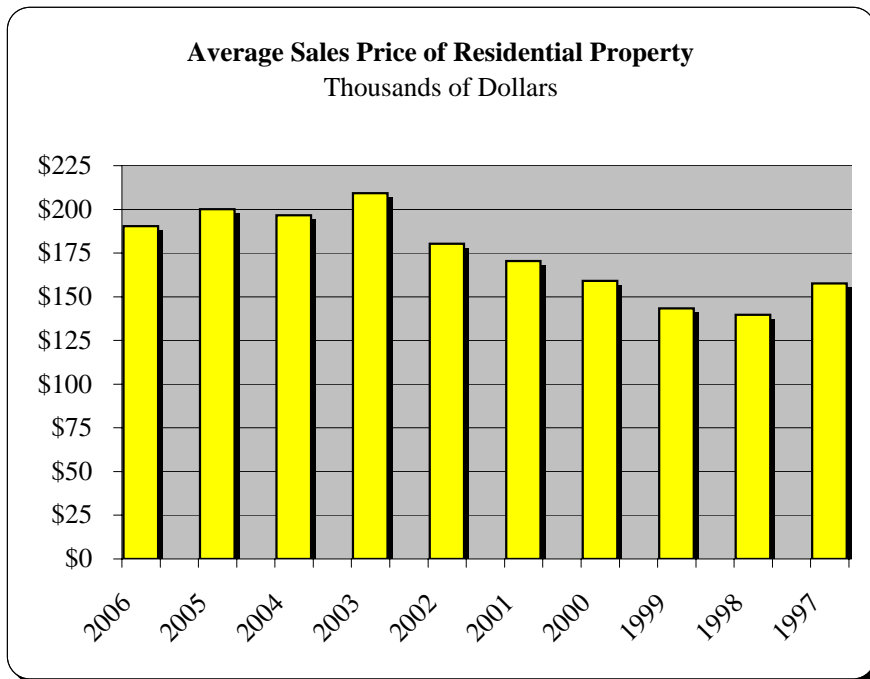
(4) Source: Ohio Bureau of Employment Services

(5) Source: Fairfield County, Ohio; County Auditor

(6) Computation of per capita personal income multiplied by population



Educational Attainment: Bachelor's Degree or Higher (2)	School Enrollment (3)	Fairfield County Unemployment Rate (4)	Average Sales Price of Residential Property (5)	Total Assessed Property Value (5)
31.6%	9,792	4.5%	\$190,341	\$376,771,200
31.6	9,714	4.7	200,058	349,782,836
31.6	9,280	4.6	196,599	268,856,429
31.6	8,917	4.5	209,214	242,138,703
31.6	8,363	4.2	180,353	221,387,682
31.6	7,924	3.0	170,399	179,239,002
31.6	7,598	2.3	159,142	169,160,466
23.2	7,208	3.0	143,381	157,829,837
23.2	6,985	3.0	139,619	138,783,350
23.2	6,659	3.2	157,616	131,836,515



This page intentionally left blank

**City of Pickerington, Ohio**  
Principal Employers  
2006 and 2000 (1)

2006

Employer	Nature of Business	Employees	Percentage of Total City Employment
Pickerington Local School District	School System	1,084	14.85%
State of Ohio	Government	371	5.08%
Kroger Company, Inc.	Supermarket	332	4.55%
Kohl's Department Stores	Retail	329	4.51%
Cracker Barrel Restaurant	Restaurant	294	4.03%
Kindred Nursing Center	Health Care Facility	201	2.75%
Defense Accounting Office	Government	154	2.11%
City of Pickerington	Government	110	1.51%
American Motorcycle Association	Museum and Organization	105	1.44%
R.G. Barry Corporation	Manufacturing	97	1.33%
Total		<u>3,077</u>	<u>42.15%</u>
Total Employment within the City		<u>7,300</u>	

2000

Employer	Nature of Business	Employees
Pickerington Local School District	School System	813
Cracker Barrel Restaurant	Restaurant	464
Kroger Company, Inc.	Supermarket	390
Kindred Nursing Center	Health Care Facility	254
State of Ohio	Government	203
Longhorn Steakhouse	Restaurant	142
City of Columbus	Government	82
City of Pickerington	Government	78
Defense Accounting Office	Government	56
Mount Carmel Health Care Providers	Health Care Facility	52
Total		<u>2,534</u>
Total Employment within the City		<u>n/a</u>

(1) Calendar Year 2000 was the first year the information was available.  
n/a - Information not available

Source: Number of employees obtained from the PW3 Reconciliation Form's  
from the City Income Tax Department

**City of Pickerington, Ohio**  
 Full-Time Equivalent City Government Employees by Function/Program  
 Last Ten Years

Function/Program	2006	2005	2004	2003
<b>General Government</b>				
Council	7.00	7.00	7.00	7.00
Mayor	1.00	1.00	1.00	1.00
Clerk of Courts	1.00	1.00	1.00	1.00
City Manager	1.00	1.00	1.00	1.00
Finance Director/ Tax Administrator	2.00	2.00	2.00	2.00
Payroll Administrator	1.00	1.00	1.00	1.00
Income Tax	4.00	4.00	4.00	4.00
Municipal Records	1.50	1.00	1.00	1.00
Utilities Billing Director/ Deputy Finance Director	2.00	2.00	2.00	2.00
Facilities Operations Administrator	1.00	1.00	1.00	1.00
Secretary/ Administrative	3.00	3.00	4.00	3.50
Safety Coordinator	0.00	0.00	0.00	0.00
<b>Security of Persons and Property</b>				
Police Chief	1.00	1.00	1.00	1.00
Police Commanders	2.00	2.00	2.00	2.00
Police Patrol Officers	23.00	21.00	20.00	16.00
Police Detectives	2.00	2.00	2.00	2.00
Police Dispatchers/Office	13.00	12.00	12.00	10.00
<b>Public Health Services</b>				
Public Information Director	1.00	1.00	1.00	1.00
<b>Leisure Time Activities</b>				
Parks & Recreation Director	1.00	1.00	1.00	1.00
Recreation	4.00	4.00	1.50	3.00
Parks	7.00	7.00	4.50	6.50
<b>Community Development</b>				
Building	7.00	7.50	7.00	7.00
Economic Development	4.00	3.00	3.00	3.00
<b>Transportation</b>				
Equipment Maintenance	1.00	1.00	1.00	1.00
Street Maintenance & Repair	6.00	6.00	6.00	7.00
<b>Basic Utility Services</b>				
Secretary/ Administrative	2.00	2.00	2.00	2.00
Water	6.00	6.00	6.50	6.50
Sewer	3.00	3.50	3.50	3.50
Utilities Maintenance	3.00	3.00	3.00	4.00
<b>Totals:</b>	<u>110.50</u>	<u>107.00</u>	<u>102.00</u>	<u>101.00</u>

Source: City financial records

Method: Using 1.0 for each full-time employee and 0.50 for each part-time and seasonal employee at year end. Amounts include elected officials.

2002	2001	2000	1999	1998	1997
7.00	7.00	7.00	7.00	7.00	7.00
1.00	1.00	1.00	1.00	1.00	1.00
1.00	2.00	2.00	2.00	2.00	2.00
1.00	1.00	1.00	1.00	1.00	1.00
1.00	1.00	1.00	1.00	1.00	1.00
1.00	1.00	1.00	1.00	1.00	1.00
4.50	4.00	4.00	3.00	3.00	3.00
1.00	1.00	1.00	1.00	2.00	2.00
2.00	2.00	1.00	1.00	1.00	1.00
1.00	1.00	0.00	0.00	1.00	1.00
4.50	3.00	3.00	3.00	3.00	3.00
0.00	0.00	0.00	0.00	1.00	1.00
1.00	1.00	1.00	1.00	1.00	1.00
2.00	2.00	2.00	2.00	2.00	2.00
14.00	15.00	13.00	12.00	10.00	11.00
2.00	2.00	2.00	2.00	2.00	2.00
10.00	11.00	10.00	8.00	8.00	8.00
1.00	1.00	0.00	0.00	0.00	0.00
1.00	1.00	1.00	1.00	1.00	1.00
3.00	1.00	1.00	1.00	0.00	1.00
7.00	4.00	4.00	4.00	3.00	3.00
7.00	4.00	3.00	3.00	1.00	1.00
3.00	3.00	2.00	2.00	1.00	1.00
1.00	1.00	1.00	1.00	2.00	2.00
7.50	5.00	5.00	4.00	4.00	3.00
2.00	2.00	1.00	0.00	0.00	0.00
5.50	5.50	4.00	4.00	3.00	3.00
3.50	3.50	3.00	3.00	3.00	3.00
3.00	3.00	3.00	3.00	3.00	3.00
98.50	89.00	78.00	72.00	68.00	69.00

**City of Pickerington, Ohio**  
**Operating Indicators by Function/Program**  
**Last Ten Years**

Function/Program	2006	2005	2004	2003
<b>General Government</b>				
<i>Council and Clerk</i>				
Number of Ordinances Passed	197	118	95	108
Number of Resolutions Passed	77	24	31	29
<i>Finance Department</i>				
Number of checks/ vouchers issued	7,491	7,430	7,471	7,309
Number of P.O.'s issued	2,355	2,257	2,574	2,426
Interest earnings for fiscal year (1)	\$264,867	\$139,101	\$79,318	\$99,268
General Fund Receipts (1)	\$6,682,503	\$6,028,505	\$5,576,178	\$5,932,133
General Fund Expenditures (1)	\$3,732,306	\$3,870,200	\$3,469,838	\$3,599,791
General Fund Cash Balances	\$2,195,013	\$1,500,247	\$1,245,071	\$1,454,925
<i>Income Tax Department</i>				
Forms Prepared/ Mailed				
Number of Tax Returns	9,212	8,913	7,850	6,561
Withholding Forms	1,948	1,747	1,747	1,633
Estimate Statements	2,755	2,527	2,361	2,082
Federal 1099-G	1,900	1,710	1,550	1,505
Collections				
Tax (2)	\$4,010,850	\$3,648,635	\$3,372,437	\$3,105,152
Refunds	\$177,072	\$140,660	\$124,553	\$99,743
<i>Utilities Billing</i>				
Shut-off notices processed	1,848	3,634	2,021	2,708
Work Orders Processed	1,884	2,375	1,921	2,701
New Accounts Added	175	140	270	236
Utility Bills Mailed	58,805	56,229	52,924	49,227
<i>Building Department Indicators</i>				
Construction Permits Issued				
New Residential	234	287	120	603
Commercial	142	124	219	274
Minor	135	151	158	169
Inspection Statistics				
Residential	5,346	5,377	6,851	8,258
Commercial	1,632	1,506	2,567	650
Contractor Registration Statistics				
Registrations	396	324	260	383
<b>Security of Persons &amp; Property</b>				
<i>Police</i>				
Total Calls for Services	30,290	26,643	21,641	19,914
Total Reports Taken	2,299	2,194	1,937	1,619
OMVI/DUI	61	55	54	30
Juvenile Traffic Citations	141	150	1,148	138
Adult Traffic Citations	2,461	2,473	2,023	1,146
Juvenile Education Enforcement Program/ Informal	27	38	9	13
Serious Crime/ Incidents				
Accidents	584	549	557	512
Homicides	1	1	0	0
Fatal Accidents	0	0	0	0
Rapes	4	3	2	0
Auto Theft	24	18	14	19
Robbery	13	2	14	5
Burglary	50	55	55	56
Assaults	53	61	43	36
Suicides	2	0	1	2
<b>Leisure Time Activities</b>				
<i>Parks &amp; Recreation</i>				
Park Land and Acreage	157.33	157.33	157.33	157.33
Street Trees				
Number of trees planted	450	446	431	887
Number of trees pruned	275	626	436	419
Number of trees removed	31	57	42	69

(1) Cash basis of accounting.

(2) 2004 through 2006 are on an accrual basis and 1997 through 2003 are on a modified accrual basis.

Collections include delinquencies, penalties, interest and late fees.

(3) Street sweeping was contracted out from 2002 to 2004.

(4) Starting in 2002, the City started tracking hours for snow removal as a better indicator of time spent.

(5) Street Sweeping was contracted out from 2002 to 2004.

2002	2001	2000	1999	1998	1997
151	151	148	141	114	110
20	23	31	29	44	62
6,074	6,991	6,520	5,582	5,570	5,582
2,663	2,809	2,628	2,844	2,220	2,844
\$101,432	\$285,322	\$204,319	\$238,176	\$209,564	\$244,047
\$5,558,946	\$5,474,735	\$4,522,145	\$3,991,612	\$3,402,425	\$3,359,461
\$3,829,633	\$3,098,442	\$2,621,867	\$1,997,862	\$1,572,216	\$1,619,028
\$1,364,934	\$1,250,628	\$968,237	\$865,096	\$764,957	\$1,078,348
6,851	6,600	6,600	6,349	5,839	5,312
1,464	1,629	1,640	1,628	1,536	1,271
2,605	2,445	2,430	2,226	2,206	2,922
1,411	1,368	1,360	1,178	1,062	1,218
\$3,041,993	\$2,782,304	\$2,445,555	\$2,236,481	\$2,117,199	\$1,828,099
\$135,872	\$118,546	\$148,833	\$93,895	\$96,061	\$61,469
1,320	1,527	1,546	1,463	1,393	1,215
2,608	1,926	1,658	1,278	837	832
288	193	170	106	70	61
44,616	38,421	34,752	32,930	32,168	30,958
357	254	161	176	90	66
66	97	42	39	66	67
170	135	129	126	142	128
5,091	3,326	2,766	2,121	1,262	1,090
697	648	350	269	563	375
297	232	226	203	229	189
20,156	20,118	19,454	n/a	n/a	n/a
1,552	1,484	1,514	1,534	1,555	1,426
37	36	55	56	51	35
180	186	168	329	221	239
1,584	1,677	1,380	1,748	1,406	1,658
15	16	38	42	25	34
508	455	454	434	440	430
1	0	0	0	0	0
0	0	0	1	1	1
4	0	1	1	0	1
11	11	4	10	9	5
3	5	6	5	4	3
32	18	11	24	17	16
38	43	44	31	36	35
1	0	0	2	0	0
157.33	150.00	150.00	150.00	150.00	150.00
350	133	93	109	260	207
468	588	358	158	460	118
22	45	44	5	3	10

(continued)

**City of Pickerington, Ohio**  
**Operating Indicators by Function/Program (Continued)**  
 Last Ten Years

Function/Program	2006	2005	2004	2003
<b>Leisure Time Activities (continued)</b>				
<i><b>Parks &amp; Recreation</b></i>				
Recreation Activities (3)				
Preschool Program (number of participants)	n/a	n/a	n/a	645
Youth Programs (number of participants)	n/a	n/a	n/a	1,092
Adult Programs				
Aerobics (number of participants)	n/a	n/a	n/a	1,524
Basketball Leagues	n/a	n/a	n/a	8 teams
Co-Rec Volleyball League	n/a	n/a	n/a	6 teams
Softball Leagues	n/a	n/a	n/a	48 teams
Misc. Activities (number of participants)	n/a	n/a	n/a	439
Special Events (number of participants)	n/a	n/a	n/a	1,000
<b>Community Development</b>				
<i><b>Planning &amp; Zoning Indicators</b></i>				
Comprehensive Sign Plans	25	16	11	9
Rezoning	6	5	2	2
Annexations	0	1	0	0
Certificates of Appropriateness	24	30	21	23
Lot Splits	4	0	5	4
Subdivision Plats	2	3	0	0
Planned Unit Developments	2	1	0	0
Complaints Received	272	83	87	166
Inspections Completed	680	178	164	332
Unresolved Issues	38	2	5	3
<b>Streets and Equipment Maintenance</b>				
Storm Sewers				
Inlets	36	48	27	149
Collapsed Lines	250	0	0	0
Ditches	600	420	42	0
Leaf Pick Up				
Loads	115	144	107	103
Days	45	42	52	44
Snow Removal				
Salt (tons)	199.00	1,128.00	950.00	2,200.00
Days (4)	n/a	n/a	n/a	n/a
Hours (4)	240	120	198	225
Sand/Chloride (gallons)	0	0	50	150
Signs				
Repair/Replace	147	48	120	102
New	37	120	95	34
Mosquito Fogging (hrs)	260	240	304	74
Street Maintenance				
Striped (miles)	19.48	18.37	10.00	9.93
Street Sweeping (cu. yd.) (5)	150	957	0	0
Berming (miles)	6.00	47.25	17.00	2.50
Crack Sealing (tons)	0.00	0.00	0.00	0.00
<b>Water Department</b>				
Revenue Collected (1)	\$1,261,700	\$1,251,865	\$1,123,518	\$1,186,044
Water Processed (Million Gallons Per Day)				
Raw Water	551.13	540.36	499.33	453.22
Avg./Day	1.51	1.48	1.36	1.24
Water to System	494.76	486.37	445.20	392.68
Avg./Day	1.36	1.33	1.22	1.08
Chemical Usage (in 1000s)				
Chlorine	6,007	5,419	5,095	3,814
Avg./Day	16.46	14.85	13.96	10.45
Fluoride	17,429	16,911	15,346	13,352
Avg./Day	47.50	46.33	42.04	37.13
Phosphate	24,368	24,521	22,076	18,575
Avg./Day	66.76	67.18	60.48	50.89
Potassium	12,537	16,878	11,895	22,183
Avg./Day	34.34	46.24	32.58	60.78
Annual Water Pumpage (in 1000s)				
Raw Water	551,130	540,360	499,331	453,220
Treated Water	516,750	486,370	468,389	412,940
Plant Use	52,800	52,400	57,760	58,450
<b>Sewer Department</b>				
Revenue Collected (1)	\$1,383,818	\$1,397,171	\$1,309,367	\$1,147,823
Treated Water (total for year)	492.81	456.88	396.69	399.43
Average (Gallons Per Day)	1.360	1.252	1.086	1.094
Sludge Hauled (tons)	158.00	169.60	215.87	114.50

- (1) Cash basis of accounting.  
 (2) 2004 through 2006 are on an accrual basis and 1997 through 2003 are on a modified accrual basis.  
 Collections include delinquencies, penalties, interest and late fees.  
 (3) Street sweeping was contracted out from 2002 to 2004.  
 (4) Starting in 2002, the City started tracking hours for snow removal as a better indicator of time spent.  
 (5) Street Sweeping was contracted out from 2002 to 2004.

Source: City financial records

2002	2001	2000	1999	1998	1997
671	421	130	64	74	56
962	726	722	378	548	579
2,172	1,928	1,423	1,424	2,281	55 per night
8 teams	8 teams	19 teams/ 3 leagues	23 teams	28 teams	30 teams
6 teams	6 teams	6 teams	8 teams	14 teams	8 teams
56 teams	54 teams	62 teams/ 8 leagues	62 teams	58 teams	46 teams
255	405	189	54	46	36
1,000	1,110	1,060	389	710	1,322
8	11	12	7	11	1
4	9	9	2	4	4
8	5	1	2	1	4
31	38	15	14	22	8
18	4	10	12	6	5
24	6	2	3	5	0
4	7	4	1	2	1
176	161	139	152	143	85
341	329	278	260	235	261
3	1	1	1	1	1
152	92	88	110	67	78
0	2	1	0	3	2
15	15	19	21	15	16
105	115	111	100	83	99
51	33	32	28	23	24
952.57	872.93	842.39	532.07	90.00	160.00
n/a	18	29	12	8	12
254	n/a	n/a	n/a	n/a	n/a
100	200	100	0	0	0
123	73	96	66	78	89
47	221	257	398	35	41
113	72	40	34	90	36
54.62	5.83	30.00	4.80	13.10	6.40
0	176	165	172	165	160
8.60	14.20	7.50	21.20	11.10	10.40
0.00	7.35	2.00	5.04	4.00	2.00
\$918,746	\$889,328	\$822,570	\$840,394	\$861,630	\$672,525
440.15	370.86	339.50	347.96	270.17	225.42
1.21	1.02	0.93	0.95	0.74	0.62
380.94	337.82	310.79	318.54	248.11	206.70
1.04	0.93	0.85	0.87	0.68	0.51
2,813	3,598	3,255	3,347	2,562	3,358
7.70	9.86	8.92	9.17	7.02	9.20
12,883	11,390	10,739	10,598	8,447	7,390
35.30	31.21	29.42	29.03	23.14	20.25
11,625	24,348	14,616	4,877	0	0
31.85	66.71	40.04	35.90	0.00	0.00
16,367	15,501	25,352	13,945	19,752	12,753
44.84	42.47	69.46	38.20	54.12	34.94
440,150	370,860	339,502	347,948	270,143	225,423
398,340	337,820	310,786	318,528	248,140	206,697
60,500	33,040	19,017	29,420	22,003	18,726
\$1,190,747	\$1,155,358	\$1,094,195	\$1,133,290	\$978,525	\$924,846
472.50	473.42	455.44	416.96	400.73	405.64
1.295	1.297	1.247	1.142	1.077	1.111
117.11	242.46	147.39	217.21	242.00	46.00

**City of Pickerington, Ohio**  
**Capital Assets Statistics by Function/Program**  
**Last Ten Years**

Function/Program	2006	2005	2004	2003	2002
<b>General Government</b>					
Square Footage of Municipal Building	7,744	7,744	7,744	7,744	7,744
Square Footage of Building/ Parks Building (1)	2,547	2,547	2,547	2,547	2,547
Vehicles	3	3	3	3	3
<b>Police</b>					
Stations	1	1	1	1	1
Square Footage of Building	20,531	20,531	20,531	20,531	20,531
Vehicles	15	15	15	11	11
Motorcycle	1	1	1	1	1
<b>Leisure Time Activities</b>					
Number of Parks	5	5	5	5	5
Number of Tennis Courts	1	1	1	1	1
Number of Skateboarding Areas	1	0	0	0	0
Number of Baseball and Softball Diamonds	4	4	4	4	4
Number of Soccer Fields	4	4	4	4	4
Vehicles	8	8	8	8	8
<b>Transportation</b>					
Streets (miles)	58.23	57.29	56.81	56.81	54.62
Service Vehicles	10	10	9	9	9
<b>Sewer</b>					
Sanitary Sewers (feet)	405,668	378,864	359,788	218,032	214,472
Square Footage of Building	800	800	800	800	800
Vehicles	8	8	7	7	6
<b>Water</b>					
Square Footage of Building	13,667	13,667	13,667	13,667	13,667
Water Lines (feet)	307,498	303,178	303,178	268,971	256,750
Vehicles	10	10	8	8	6
<b>Stormwater</b>					
Storm Sewers (feet)	204,969	198,898	198,898	173,546	159,324
<b>Utilities</b>					
Square Footage of Utilities Complex	1,658	1,658	1,658	1,658	1,658

(1) Prior to 2002, the Building/ Parks Departments shared office space at the Municipal Building. After the completion of the new police building, the Building/ Parks Departments moved into the old police station.

n/a - Information was not available.

Source: City financial records

2001	2000	1999	1998	1997
7,744	7,744	7,744	7,744	7,744
n/a	n/a	n/a	n/a	n/a
3	2	1	1	1
1	1	1	1	1
2,547	2,547	2,547	2,547	2,547
11	11	11	11	9
1	1	0	0	0
5	5	4	4	4
1	1	1	1	1
0	0	0	0	0
4	4	4	4	4
4	4	4	4	4
8	7	7	7	5
50.80	50.80	38.00	35.00	33.00
8	7	7	6	5
196,871	181,990	164,745	147,500	138,000
800	800	800	800	800
5	5	5	4	2
13,667	n/a	n/a	n/a	n/a
239,000	239,000	239,000	215,000	210,000
5	3	3	3	2
133,944	112,000	112,000	112,000	108,000
1,658	1,658	1,658	1,658	1,658

This page intentionally left blank